



**THE COMMONWEALTH OF MASSACHUSETTS  
EXECUTIVE OFFICE OF LABOR AND WORKFORCE DEVELOPMENT  
DEPARTMENT OF LABOR STANDARDS**

**Prevailing Wage Rates**

**As determined by the Director under the provisions of the  
Massachusetts General Laws, Chapter 149, Sections 26 to 27H**

CHARLES D. BAKER  
Governor

ROSALIN ACOSTA  
Secretary

KARYN E. POLITO  
Lt. Governor

WILLIAM D MCKINNEY  
Director

**Awarding Authority:** City Of Fitchburg  
**Contract Number:** 1911 Rebid **City/Town:** FITCHBURG  
**Description of Work:** Ventilation and make-up fresh air on the lower level (basement)  
**Job Location:** 14 Wallace Avenue

Information about Prevailing Wage Schedules for Awarding Authorities and Contractors

- This wage schedule applies only to the specific project referenced at the top of this page and uniquely identified by the “Wage Request Number” on all pages of this schedule.
- An Awarding Authority must request an updated wage schedule from the Department of Labor Standards (“DLS”) if it has not opened bids or selected a contractor within 90 days of the date of issuance of the wage schedule. For CM AT RISK projects (bid pursuant to G.L. c.149A), the earlier of: (a) the execution date of the GMP Amendment, or (b) the bid for the first construction scope of work must be within 90-days of the wage schedule issuance date.
- The wage schedule shall be incorporated in any advertisement or call for bids for the project as required by M.G.L. c. 149, § 27. The wage schedule shall be made a part of the contract awarded for the project. The wage schedule must be posted in a conspicuous place at the work site for the life of the project in accordance with M.G.L. c. 149 § 27. The wages listed on the wage schedule must be paid to employees performing construction work on the project whether they are employed by the prime contractor, a filed sub-bidder, or any sub-contractor.
- All apprentices working on the project are required to be registered with the Massachusetts Department of Labor Standards, Division of Apprentice Standards (DLS/DAS). Apprentice must keep his/her apprentice identification card on his/her person during all work hours on the project. An apprentice registered with DAS may be paid the lower apprentice wage rate at the applicable step as provided on the prevailing wage schedule. **Any apprentice not registered with DLS/DAS regardless of whether or not they are registered with any other federal, state, local, or private agency must be paid the journeyworker's rate for the trade.**
- The wage rates will remain in effect for the duration of the project, except in the case of multi-year public construction projects. For construction projects lasting longer than one year, awarding authorities must request an updated wage schedule. Awarding authorities are required to request these updates no later than two weeks before the anniversary of the date the contract was executed by the awarding authority and the general contractor. For multi-year CM AT RISK projects, awarding authority must request an annual update no later than two weeks before the anniversary date, determined as the earlier of: (a) the execution date of the GMP Amendment, or (b) the execution date of the first amendment to permit procurement of construction services. Contractors are required to obtain the wage schedules from awarding authorities, and to pay no less than these rates to covered workers. The annual update requirement is not applicable to 27F “rental of equipment” contracts.
- Every contractor or subcontractor which performs construction work on the project is required to submit weekly payroll reports and a Statement of Compliance directly to the awarding authority by mail or email and keep them on file for three years. Each weekly payroll report must contain: the employee’s name, address, occupational classification, hours worked, and wages paid. Do not submit weekly payroll reports to DLS. A sample of a payroll reporting form may be obtained at <http://www.mass.gov/dols/pw>.
- Contractors with questions about the wage rates or classifications included on the wage schedule have an affirmative obligation to inquire with DLS at (617) 626-6953.
- Employees not receiving the prevailing wage rate set forth on the wage schedule may report the violation to the Fair Labor Division of the office of the Attorney General at (617) 727-3465.
- Failure of a contractor or subcontractor to pay the prevailing wage rates listed on the wage schedule to all employees who perform construction work on the project is a violation of the law and subjects the contractor or subcontractor to civil and

Classification	Effective Date	Base Wage	Health	Pension	Supplemental Unemployment	Total Rate
<b>Construction</b>						
(2 AXLE) DRIVER - EQUIPMENT <i>TEAMSTERS JOINT COUNCIL NO. 10 ZONE B</i>	12/01/2016	\$32.15	\$10.91	\$10.89	\$0.00	\$53.95
(3 AXLE) DRIVER - EQUIPMENT <i>TEAMSTERS JOINT COUNCIL NO. 10 ZONE B</i>	12/01/2016	\$32.22	\$10.91	\$10.89	\$0.00	\$54.02
(4 & 5 AXLE) DRIVER - EQUIPMENT <i>TEAMSTERS JOINT COUNCIL NO. 10 ZONE B</i>	12/01/2016	\$32.34	\$10.91	\$10.89	\$0.00	\$54.14
ADS/SUBMERSIBLE PILOT <i>PILE DRIVER LOCAL 56 (ZONE 2)</i>	08/01/2017	\$92.97	\$9.90	\$21.15	\$0.00	\$124.02
	08/01/2018	\$97.80	\$9.90	\$21.15	\$0.00	\$128.85
	08/01/2019	\$102.78	\$9.90	\$21.15	\$0.00	\$133.83
For apprentice rates see "Apprentice- PILE DRIVER"						
AIR TRACK OPERATOR <i>LABORERS - ZONE 2</i>	12/01/2017	\$33.58	\$7.70	\$13.60	\$0.00	\$54.88
	06/01/2018	\$34.42	\$7.70	\$13.60	\$0.00	\$55.72
	12/01/2018	\$35.26	\$7.70	\$13.60	\$0.00	\$56.56
	06/01/2019	\$36.13	\$7.70	\$13.60	\$0.00	\$57.43
	12/01/2019	\$36.99	\$7.70	\$13.60	\$0.00	\$58.29
	06/01/2020	\$37.88	\$7.70	\$13.60	\$0.00	\$59.18
	12/01/2020	\$38.77	\$7.70	\$13.60	\$0.00	\$60.07
	06/01/2021	\$39.69	\$7.70	\$13.60	\$0.00	\$60.99
	12/01/2021	\$40.60	\$7.70	\$13.60	\$0.00	\$61.90
For apprentice rates see "Apprentice- LABORER"						
ASBESTOS WORKER (PIPES & TANKS) <i>HEAT &amp; FROST INSULATORS LOCAL 6 (WORCESTER)</i>	12/01/2017	\$35.90	\$11.50	\$7.10	\$0.00	\$54.50
	06/01/2018	\$36.90	\$11.50	\$7.10	\$0.00	\$55.50
	12/01/2018	\$37.90	\$11.50	\$7.10	\$0.00	\$56.50
	06/01/2019	\$38.90	\$11.50	\$7.10	\$0.00	\$57.50
	12/01/2019	\$39.90	\$11.50	\$7.10	\$0.00	\$58.50
	06/01/2020	\$40.90	\$11.50	\$7.10	\$0.00	\$59.50
	12/01/2020	\$41.90	\$11.50	\$7.10	\$0.00	\$60.50
ASPHALT RAKER <i>LABORERS - ZONE 2</i>	12/01/2017	\$33.08	\$7.70	\$13.60	\$0.00	\$54.38
	06/01/2018	\$33.92	\$7.70	\$13.60	\$0.00	\$55.22
	12/01/2018	\$34.76	\$7.70	\$13.60	\$0.00	\$56.06
	06/01/2019	\$35.63	\$7.70	\$13.60	\$0.00	\$56.93
	12/01/2019	\$36.49	\$7.70	\$13.60	\$0.00	\$57.79
	06/01/2020	\$37.38	\$7.70	\$13.60	\$0.00	\$58.68
	12/01/2020	\$38.27	\$7.70	\$13.60	\$0.00	\$59.57
	06/01/2021	\$39.19	\$7.70	\$13.60	\$0.00	\$60.49
	12/01/2021	\$40.10	\$7.70	\$13.60	\$0.00	\$61.40
For apprentice rates see "Apprentice- LABORER"						
ASPHALT/CONCRETE/CRUSHER PLANT-ON SITE <i>OPERATING ENGINEERS LOCAL 4</i>	12/01/2017	\$46.63	\$10.50	\$15.50	\$0.00	\$72.63
For apprentice rates see "Apprentice- OPERATING ENGINEERS"						
BACKHOE/FRONT-END LOADER <i>OPERATING ENGINEERS LOCAL 4</i>	12/01/2017	\$46.63	\$10.50	\$15.50	\$0.00	\$72.63
For apprentice rates see "Apprentice- OPERATING ENGINEERS"						

Classification	Effective Date	Base Wage	Health	Pension	Supplemental Unemployment	Total Rate
BARCO-TYPE JUMPING TAMPER <i>LABORERS - ZONE 2</i>	12/01/2017	\$33.08	\$7.70	\$13.60	\$0.00	\$54.38
	06/01/2018	\$33.92	\$7.70	\$13.60	\$0.00	\$55.22
	12/01/2018	\$34.76	\$7.70	\$13.60	\$0.00	\$56.06
	06/01/2019	\$35.63	\$7.70	\$13.60	\$0.00	\$56.93
	12/01/2019	\$36.49	\$7.70	\$13.60	\$0.00	\$57.79
	06/01/2020	\$37.38	\$7.70	\$13.60	\$0.00	\$58.68
	12/01/2020	\$38.27	\$7.70	\$13.60	\$0.00	\$59.57
	06/01/2021	\$39.19	\$7.70	\$13.60	\$0.00	\$60.49
	12/01/2021	\$40.10	\$7.70	\$13.60	\$0.00	\$61.40
For apprentice rates see "Apprentice- LABORER"						
BLOCK PAVER, RAMMER / CURB SETTER <i>LABORERS - ZONE 2</i>	12/01/2017	\$33.58	\$7.70	\$13.60	\$0.00	\$54.88
	06/01/2018	\$34.42	\$7.70	\$13.60	\$0.00	\$55.72
	12/01/2018	\$35.26	\$7.70	\$13.60	\$0.00	\$56.56
	06/01/2019	\$36.13	\$7.70	\$13.60	\$0.00	\$57.43
	12/01/2019	\$36.99	\$7.70	\$13.60	\$0.00	\$58.29
	06/01/2020	\$37.88	\$7.70	\$13.60	\$0.00	\$59.18
	12/01/2020	\$38.77	\$7.70	\$13.60	\$0.00	\$60.07
	06/01/2021	\$39.69	\$7.70	\$13.60	\$0.00	\$60.99
	12/01/2021	\$40.60	\$7.70	\$13.60	\$0.00	\$61.90
For apprentice rates see "Apprentice- LABORER"						
BOILER MAKER <i>BOILERMAKERS LOCAL 29</i>	01/01/2017	\$42.92	\$6.97	\$16.21	\$0.00	\$66.10

**Apprentice - BOILERMAKER - Local 29**

**Effective Date - 01/01/2017**

Step	percent	Apprentice Base Wage	Health	Pension	Supplemental Unemployment	Total Rate
1	65	\$27.90	\$6.97	\$10.54	\$0.00	\$45.41
2	65	\$27.90	\$6.97	\$10.54	\$0.00	\$45.41
3	70	\$30.04	\$6.97	\$11.35	\$0.00	\$48.36
4	75	\$32.19	\$6.97	\$12.16	\$0.00	\$51.32
5	80	\$34.34	\$6.97	\$12.97	\$0.00	\$54.28
6	85	\$36.48	\$6.97	\$13.78	\$0.00	\$57.23
7	90	\$38.63	\$6.97	\$14.59	\$0.00	\$60.19
8	95	\$40.77	\$6.97	\$15.40	\$0.00	\$63.14

**Notes:**

**Apprentice to Journeyworker Ratio:1:5**

Classification	Effective Date	Base Wage	Health	Pension	Supplemental Unemployment	Total Rate
BRICK/STONE/ARTIFICIAL MASONRY (INCL. MASONRY WATERPROOFING) <i>BRICKLAYERS LOCAL 3 (LOWELL)</i>	03/01/2018	\$49.96	\$10.75	\$19.43	\$0.00	\$80.14
	08/01/2018	\$51.31	\$10.75	\$19.56	\$0.00	\$81.62
	02/01/2019	\$51.91	\$10.75	\$19.56	\$0.00	\$82.22
	08/01/2019	\$53.26	\$10.75	\$19.70	\$0.00	\$83.71
	02/01/2020	\$53.86	\$10.75	\$19.70	\$0.00	\$84.31
	08/01/2020	\$55.21	\$10.75	\$19.85	\$0.00	\$85.81
	02/01/2021	\$55.81	\$10.75	\$19.85	\$0.00	\$86.41
	08/01/2021	\$57.21	\$10.75	\$20.01	\$0.00	\$87.97
	02/01/2022	\$57.79	\$10.75	\$20.01	\$0.00	\$88.55

**Apprentice - BRICK/PLASTER/CEMENT MASON - Local 3 Lowell**

**Effective Date - 03/01/2018**

Step	percent	Apprentice Base Wage	Health	Pension	Supplemental Unemployment	Total Rate
1	50	\$24.98	\$10.75	\$19.43	\$0.00	\$55.16
2	60	\$29.98	\$10.75	\$19.43	\$0.00	\$60.16
3	70	\$34.97	\$10.75	\$19.43	\$0.00	\$65.15
4	80	\$39.97	\$10.75	\$19.43	\$0.00	\$70.15
5	90	\$44.96	\$10.75	\$19.43	\$0.00	\$75.14

**Effective Date - 08/01/2018**

Step	percent	Apprentice Base Wage	Health	Pension	Supplemental Unemployment	Total Rate
1	50	\$25.66	\$10.75	\$19.56	\$0.00	\$55.97
2	60	\$30.79	\$10.75	\$19.56	\$0.00	\$61.10
3	70	\$35.92	\$10.75	\$19.56	\$0.00	\$66.23
4	80	\$41.05	\$10.75	\$19.56	\$0.00	\$71.36
5	90	\$46.18	\$10.75	\$19.56	\$0.00	\$76.49

**Notes:**

**Apprentice to Journeyworker Ratio:1:5**

BULLDOZER/GRADER/SCRAPER <i>OPERATING ENGINEERS LOCAL 4</i>	12/01/2017	\$46.17	\$10.50	\$15.50	\$0.00	\$72.17
For apprentice rates see "Apprentice- OPERATING ENGINEERS"						
CAISSON & UNDERPINNING BOTTOM MAN <i>LABORERS - FOUNDATION AND MARINE</i>	12/01/2017	\$38.60	\$7.70	\$14.95	\$0.00	\$61.25
	06/01/2018	\$39.55	\$7.70	\$14.95	\$0.00	\$62.20
	12/01/2018	\$40.50	\$7.70	\$14.95	\$0.00	\$63.15
	06/01/2019	\$41.50	\$7.70	\$14.95	\$0.00	\$64.15
	12/01/2019	\$42.50	\$7.70	\$14.95	\$0.00	\$65.15
	06/01/2020	\$43.49	\$7.70	\$14.95	\$0.00	\$66.14
	12/01/2020	\$44.47	\$7.70	\$14.95	\$0.00	\$67.12
	06/01/2021	\$45.49	\$7.70	\$14.95	\$0.00	\$68.14
	12/01/2021	\$46.50	\$7.70	\$14.95	\$0.00	\$69.15

For apprentice rates see "Apprentice- LABORER"

Classification	Effective Date	Base Wage	Health	Pension	Supplemental Unemployment	Total Rate
CAISSON & UNDERPINNING LABORER <i>LABORERS - FOUNDATION AND MARINE</i>	12/01/2017	\$37.45	\$7.70	\$14.95	\$0.00	\$60.10
	06/01/2018	\$38.40	\$7.70	\$14.95	\$0.00	\$61.05
	12/01/2018	\$39.35	\$7.70	\$14.95	\$0.00	\$62.00
	06/01/2019	\$40.35	\$7.70	\$14.95	\$0.00	\$63.00
	12/01/2019	\$41.35	\$7.70	\$14.95	\$0.00	\$64.00
	06/01/2020	\$42.34	\$7.70	\$14.95	\$0.00	\$64.99
	12/01/2020	\$43.32	\$7.70	\$14.95	\$0.00	\$65.97
	06/01/2021	\$44.34	\$7.70	\$14.95	\$0.00	\$66.99
	12/01/2021	\$45.35	\$7.70	\$14.95	\$0.00	\$68.00
For apprentice rates see "Apprentice- LABORER"						
CAISSON & UNDERPINNING TOP MAN <i>LABORERS - FOUNDATION AND MARINE</i>	12/01/2017	\$37.45	\$7.70	\$14.95	\$0.00	\$60.10
	06/01/2018	\$38.40	\$7.70	\$14.95	\$0.00	\$61.05
	12/01/2018	\$39.35	\$7.70	\$14.95	\$0.00	\$62.00
	06/01/2019	\$40.35	\$7.70	\$14.95	\$0.00	\$63.00
	12/01/2019	\$41.35	\$7.70	\$14.95	\$0.00	\$64.00
	06/01/2020	\$42.34	\$7.70	\$14.95	\$0.00	\$64.99
	12/01/2020	\$43.32	\$7.70	\$14.95	\$0.00	\$65.97
	06/01/2021	\$44.34	\$7.70	\$14.95	\$0.00	\$66.99
	12/01/2021	\$45.35	\$7.70	\$14.95	\$0.00	\$68.00
For apprentice rates see "Apprentice- LABORER"						
CARBIDE CORE DRILL OPERATOR <i>LABORERS - ZONE 2</i>	12/01/2017	\$33.08	\$7.70	\$13.60	\$0.00	\$54.38
	06/01/2018	\$33.92	\$7.70	\$13.60	\$0.00	\$55.22
	12/01/2018	\$34.76	\$7.70	\$13.60	\$0.00	\$56.06
	06/01/2019	\$35.63	\$7.70	\$13.60	\$0.00	\$56.93
	12/01/2019	\$36.49	\$7.70	\$13.60	\$0.00	\$57.79
	06/01/2020	\$37.38	\$7.70	\$13.60	\$0.00	\$58.68
	12/01/2020	\$38.27	\$7.70	\$13.60	\$0.00	\$59.57
	06/01/2021	\$39.19	\$7.70	\$13.60	\$0.00	\$60.49
	12/01/2021	\$40.10	\$7.70	\$13.60	\$0.00	\$61.40
For apprentice rates see "Apprentice- LABORER"						
CARPENTER <i>CARPENTERS -ZONE 2 (Eastern Massachusetts)</i>	03/01/2018	\$40.28	\$9.90	\$17.50	\$0.00	\$67.68
	09/01/2018	\$41.32	\$9.90	\$17.50	\$0.00	\$68.72
	03/01/2019	\$42.35	\$9.90	\$17.50	\$0.00	\$69.75

**Classification**

**Effective Date    Base Wage    Health    Pension    Supplemental Unemployment    Total Rate**

**Apprentice - CARPENTER - Zone 2 Eastern MA**

**Effective Date - 03/01/2018**

Step	percent	Apprentice Base Wage	Health	Pension	Supplemental Unemployment	Total Rate
1	50	\$20.14	\$9.90	\$1.73	\$0.00	\$31.77
2	60	\$24.17	\$9.90	\$1.73	\$0.00	\$35.80
3	70	\$28.20	\$9.90	\$12.31	\$0.00	\$50.41
4	75	\$30.21	\$9.90	\$12.31	\$0.00	\$52.42
5	80	\$32.22	\$9.90	\$14.04	\$0.00	\$56.16
6	80	\$32.22	\$9.90	\$14.04	\$0.00	\$56.16
7	90	\$36.25	\$9.90	\$15.77	\$0.00	\$61.92
8	90	\$36.25	\$9.90	\$15.77	\$0.00	\$61.92

**Effective Date - 09/01/2018**

Step	percent	Apprentice Base Wage	Health	Pension	Supplemental Unemployment	Total Rate
1	50	\$20.66	\$9.90	\$1.73	\$0.00	\$32.29
2	60	\$24.79	\$9.90	\$1.73	\$0.00	\$36.42
3	70	\$28.92	\$9.90	\$12.31	\$0.00	\$51.13
4	75	\$30.99	\$9.90	\$12.31	\$0.00	\$53.20
5	80	\$33.06	\$9.90	\$14.04	\$0.00	\$57.00
6	80	\$33.06	\$9.90	\$14.04	\$0.00	\$57.00
7	90	\$37.19	\$9.90	\$15.77	\$0.00	\$62.86
8	90	\$37.19	\$9.90	\$15.77	\$0.00	\$62.86

**Notes:**

% Indentured After 10/1/17; 45/45/55/55/70/70/80/80  
 Step 1&2 \$29.76/ 3&4 \$35.45/ 5&6 \$52.14/ 7&8 \$57.89

**Apprentice to Journeyworker Ratio:1:5**

CARPENTER WOOD FRAME	04/01/2018	\$26.67	\$7.07	\$7.86	\$0.00	\$41.60
CARPENTERS -ZONE 2 (Wood Frame)	10/01/2018	\$27.09	\$7.07	\$7.86	\$0.00	\$42.02
	04/01/2019	\$27.52	\$7.07	\$7.86	\$0.00	\$42.45
	10/01/2019	\$27.95	\$7.07	\$7.86	\$0.00	\$42.88

As of 9/1/09 Carpentry work on wood-frame WEATHERIZATION projects shall be paid the WOOD FRAME CARPENTER rate.

**Apprentice - CARPENTER (Wood Frame) - Zone 2**

**Effective Date - 04/01/2018**

Step	percent	Apprentice Base Wage	Health	Pension	Supplemental Unemployment	Total Rate
1	60	\$16.00	\$7.07	\$0.00	\$0.00	\$23.07
2	60	\$16.00	\$7.07	\$0.00	\$0.00	\$23.07
3	65	\$17.34	\$7.07	\$7.86	\$0.00	\$32.27
4	70	\$18.67	\$7.07	\$7.86	\$0.00	\$33.60
5	75	\$20.00	\$7.07	\$7.86	\$0.00	\$34.93
6	80	\$21.34	\$7.07	\$7.86	\$0.00	\$36.27
7	85	\$22.67	\$7.07	\$7.86	\$0.00	\$37.60
8	90	\$24.00	\$7.07	\$7.86	\$0.00	\$38.93

**Effective Date - 10/01/2018**

Step	percent	Apprentice Base Wage	Health	Pension	Supplemental Unemployment	Total Rate
1	60	\$16.25	\$7.07	\$0.00	\$0.00	\$23.32
2	60	\$16.25	\$7.07	\$0.00	\$0.00	\$23.32
3	65	\$17.61	\$7.07	\$7.86	\$0.00	\$32.54
4	70	\$18.96	\$7.07	\$7.86	\$0.00	\$33.89
5	75	\$20.32	\$7.07	\$7.86	\$0.00	\$35.25
6	80	\$21.67	\$7.07	\$7.86	\$0.00	\$36.60
7	85	\$23.03	\$7.07	\$7.86	\$0.00	\$37.96
8	90	\$24.38	\$7.07	\$7.86	\$0.00	\$39.31

**Notes:**

% Indentured After 10/1/17; 45/45/55/55/70/70/80/80  
 Step 1&2 \$19.07/ 3&4 \$26.49/ 5&6 \$33.60/ 7&8 \$36.27

**Apprentice to Journeyworker Ratio:1:5**

CARPENTER WOOD FRAME (All Other Work) CARPENTERS -ZONE 2 (Wood Frame)	06/01/2016	\$25.32	\$9.80	\$16.82	\$0.00	\$51.94
CEMENT MASONRY/PLASTERING BRICKLAYERS LOCAL 3 (LOWELL)	01/01/2018	\$41.67	\$12.35	\$22.41	\$0.30	\$76.73
	07/01/2018	\$42.59	\$12.35	\$22.41	\$0.30	\$77.65
	01/01/2019	\$43.83	\$12.35	\$22.41	\$0.30	\$78.89
	07/01/2019	\$44.71	\$12.35	\$22.41	\$0.30	\$79.77
	01/01/2020	\$45.95	\$12.35	\$22.41	\$0.30	\$81.01

**Classification**

**Effective Date    Base Wage    Health    Pension    Supplemental Unemployment    Total Rate**

**Apprentice - CEMENT MASONRY/PLASTERING - Lowell**

**Effective Date - 01/01/2018**

Step	percent	Apprentice Base Wage	Health	Pension	Supplemental Unemployment	Total Rate
1	50	\$20.84	\$12.35	\$15.41	\$0.00	\$48.60
2	60	\$25.00	\$12.35	\$17.41	\$0.30	\$55.06
3	65	\$27.09	\$12.35	\$18.41	\$0.30	\$58.15
4	70	\$29.17	\$12.35	\$19.41	\$0.30	\$61.23
5	75	\$31.25	\$12.35	\$20.41	\$0.30	\$64.31
6	80	\$33.34	\$12.35	\$21.41	\$0.30	\$67.40
7	90	\$37.50	\$12.35	\$22.41	\$0.30	\$72.56

**Effective Date - 07/01/2018**

Step	percent	Apprentice Base Wage	Health	Pension	Supplemental Unemployment	Total Rate
1	50	\$21.30	\$12.35	\$15.41	\$0.00	\$49.06
2	60	\$25.55	\$12.35	\$17.41	\$0.30	\$55.61
3	65	\$27.68	\$12.35	\$18.41	\$0.30	\$58.74
4	70	\$29.81	\$12.35	\$19.41	\$0.30	\$61.87
5	75	\$31.94	\$12.35	\$20.41	\$0.30	\$65.00
6	80	\$34.07	\$12.35	\$21.41	\$0.30	\$68.13
7	90	\$38.33	\$12.35	\$22.41	\$0.30	\$73.39

**Notes:**

Steps 3,4 are 500 hrs. All other steps are 1,000 hrs.

**Apprentice to Journeyworker Ratio:1:3**

CHAIN SAW OPERATOR LABORERS - ZONE 2	12/01/2017	\$33.08	\$7.70	\$13.60	\$0.00	\$54.38
	06/01/2018	\$33.92	\$7.70	\$13.60	\$0.00	\$55.22
	12/01/2018	\$34.76	\$7.70	\$13.60	\$0.00	\$56.06
	06/01/2019	\$35.63	\$7.70	\$13.60	\$0.00	\$56.93
	12/01/2019	\$36.49	\$7.70	\$13.60	\$0.00	\$57.79
	06/01/2020	\$37.38	\$7.70	\$13.60	\$0.00	\$58.68
	12/01/2020	\$38.27	\$7.70	\$13.60	\$0.00	\$59.57
	06/01/2021	\$39.19	\$7.70	\$13.60	\$0.00	\$60.49
	12/01/2021	\$40.10	\$7.70	\$13.60	\$0.00	\$61.40

For apprentice rates see "Apprentice- LABORER"

CLAM SHELLS/SLURRY BUCKETS/HEADING MACHINES OPERATING ENGINEERS LOCAL 4	12/01/2017	\$47.63	\$10.50	\$15.50	\$0.00	\$73.63
--	------------	---------	---------	---------	--------	---------

For apprentice rates see "Apprentice- OPERATING ENGINEERS"

COMPRESSOR OPERATOR OPERATING ENGINEERS LOCAL 4	12/01/2017	\$31.80	\$10.50	\$15.50	\$0.00	\$57.80
--	------------	---------	---------	---------	--------	---------

For apprentice rates see "Apprentice- OPERATING ENGINEERS"



Classification	Effective Date	Base Wage	Health	Pension	Supplemental Unemployment	Total Rate
DELEADER (BRIDGE) PAINTERS LOCAL 35 - ZONE 2	01/01/2018	\$49.66	\$8.10	\$19.55	\$0.00	\$77.31
	07/01/2018	\$50.76	\$8.10	\$19.55	\$0.00	\$78.41
	01/01/2019	\$51.86	\$8.10	\$19.55	\$0.00	\$79.51
	07/01/2019	\$52.96	\$8.10	\$19.55	\$0.00	\$80.61
	01/01/2020	\$54.06	\$8.10	\$19.55	\$0.00	\$81.71
	07/01/2020	\$55.16	\$8.10	\$19.55	\$0.00	\$82.81
	01/01/2021	\$56.26	\$8.10	\$19.55	\$0.00	\$83.91

**Apprentice - PAINTER Local 35 - BRIDGES/TANKS**

**Effective Date - 01/01/2018**

Step	percent	Apprentice Base Wage	Health	Pension	Supplemental Unemployment	Total Rate
1	50	\$24.83	\$8.10	\$0.00	\$0.00	\$32.93
2	55	\$27.31	\$8.10	\$5.06	\$0.00	\$40.47
3	60	\$29.80	\$8.10	\$5.52	\$0.00	\$43.42
4	65	\$32.28	\$8.10	\$5.98	\$0.00	\$46.36
5	70	\$34.76	\$8.10	\$16.79	\$0.00	\$59.65
6	75	\$37.25	\$8.10	\$17.25	\$0.00	\$62.60
7	80	\$39.73	\$8.10	\$17.71	\$0.00	\$65.54
8	90	\$44.69	\$8.10	\$18.63	\$0.00	\$71.42

**Effective Date - 07/01/2018**

Step	percent	Apprentice Base Wage	Health	Pension	Supplemental Unemployment	Total Rate
1	50	\$25.38	\$8.10	\$0.00	\$0.00	\$33.48
2	55	\$27.92	\$8.10	\$5.06	\$0.00	\$41.08
3	60	\$30.46	\$8.10	\$5.52	\$0.00	\$44.08
4	65	\$32.99	\$8.10	\$5.98	\$0.00	\$47.07
5	70	\$35.53	\$8.10	\$16.79	\$0.00	\$60.42
6	75	\$38.07	\$8.10	\$17.25	\$0.00	\$63.42
7	80	\$40.61	\$8.10	\$17.71	\$0.00	\$66.42
8	90	\$45.68	\$8.10	\$18.63	\$0.00	\$72.41

**Notes:**

Steps are 750 hrs.

**Apprentice to Journeyworker Ratio:1:1**

DEMO: ADZEMAN LABORERS - ZONE 2	12/01/2017	\$37.65	\$7.70	\$14.75	\$0.00	\$60.10
	06/01/2018	\$38.60	\$7.70	\$14.75	\$0.00	\$61.05
	12/01/2018	\$39.55	\$7.70	\$14.75	\$0.00	\$62.00
	06/01/2019	\$40.55	\$7.70	\$14.75	\$0.00	\$63.00
	12/01/2019	\$41.55	\$7.70	\$14.75	\$0.00	\$64.00

For apprentice rates see "Apprentice- LABORER"

DEMO: BACKHOE/LOADER/HAMMER OPERATOR LABORERS - ZONE 2	12/01/2017	\$38.65	\$7.70	\$14.75	\$0.00	\$61.10
	06/01/2018	\$39.60	\$7.70	\$14.75	\$0.00	\$62.05
	12/01/2018	\$40.55	\$7.70	\$14.75	\$0.00	\$63.00
	06/01/2019	\$41.55	\$7.70	\$14.75	\$0.00	\$64.00
	12/01/2019	\$42.55	\$7.70	\$14.75	\$0.00	\$65.00

Classification	Effective Date	Base Wage	Health	Pension	Supplemental Unemployment	Total Rate
For apprentice rates see "Apprentice- LABORER"						
DEMO: BURNERS LABORERS - ZONE 2	12/01/2017	\$38.40	\$7.70	\$14.75	\$0.00	\$60.85
	06/01/2018	\$39.35	\$7.70	\$14.75	\$0.00	\$61.80
	12/01/2018	\$40.30	\$7.70	\$14.75	\$0.00	\$62.75
	06/01/2019	\$41.30	\$7.70	\$14.75	\$0.00	\$63.75
	12/01/2019	\$42.30	\$7.70	\$14.75	\$0.00	\$64.75
For apprentice rates see "Apprentice- LABORER"						
DEMO: CONCRETE CUTTER/SAWYER LABORERS - ZONE 2	12/01/2017	\$38.65	\$7.70	\$14.75	\$0.00	\$61.10
	06/01/2018	\$39.60	\$7.70	\$14.75	\$0.00	\$62.05
	12/01/2018	\$40.55	\$7.70	\$14.75	\$0.00	\$63.00
	06/01/2019	\$41.55	\$7.70	\$14.75	\$0.00	\$64.00
	12/01/2019	\$42.55	\$7.70	\$14.75	\$0.00	\$65.00
For apprentice rates see "Apprentice- LABORER"						
DEMO: JACKHAMMER OPERATOR LABORERS - ZONE 2	12/01/2017	\$38.40	\$7.70	\$14.75	\$0.00	\$60.85
	06/01/2018	\$39.35	\$7.70	\$14.75	\$0.00	\$61.80
	12/01/2018	\$40.30	\$7.70	\$14.75	\$0.00	\$62.75
	06/01/2019	\$41.30	\$7.70	\$14.75	\$0.00	\$63.75
	12/01/2019	\$42.30	\$7.70	\$14.75	\$0.00	\$64.75
For apprentice rates see "Apprentice- LABORER"						
DEMO: WRECKING LABORER LABORERS - ZONE 2	12/01/2017	\$37.65	\$7.70	\$14.75	\$0.00	\$60.10
	06/01/2018	\$38.60	\$7.70	\$14.75	\$0.00	\$61.05
	12/01/2018	\$39.55	\$7.70	\$14.75	\$0.00	\$62.00
	06/01/2019	\$40.55	\$7.70	\$14.75	\$0.00	\$63.00
	12/01/2019	\$41.55	\$7.70	\$14.75	\$0.00	\$64.00
For apprentice rates see "Apprentice- LABORER"						
DIRECTIONAL DRILL MACHINE OPERATOR OPERATING ENGINEERS LOCAL 4	12/01/2017	\$46.17	\$10.50	\$15.50	\$0.00	\$72.17
For apprentice rates see "Apprentice- OPERATING ENGINEERS"						
DIVER PILE DRIVER LOCAL 56 (ZONE 2)	08/01/2017	\$61.98	\$9.90	\$21.15	\$0.00	\$93.03
	08/01/2018	\$65.20	\$9.90	\$21.15	\$0.00	\$96.25
	08/01/2019	\$68.52	\$9.90	\$21.15	\$0.00	\$99.57
For apprentice rates see "Apprentice- PILE DRIVER"						
DIVER TENDER PILE DRIVER LOCAL 56 (ZONE 2)	08/01/2017	\$44.27	\$9.90	\$21.15	\$0.00	\$75.32
	08/01/2018	\$46.57	\$9.90	\$21.15	\$0.00	\$77.62
	08/01/2019	\$48.94	\$9.90	\$21.15	\$0.00	\$79.99
For apprentice rates see "Apprentice- PILE DRIVER"						
DIVER TENDER (EFFLUENT) PILE DRIVER LOCAL 56 (ZONE 2)	08/01/2017	\$66.41	\$9.90	\$21.15	\$0.00	\$97.46
	08/01/2018	\$69.86	\$9.90	\$21.15	\$0.00	\$100.91
	08/01/2019	\$73.41	\$9.90	\$21.15	\$0.00	\$104.46
For apprentice rates see "Apprentice- PILE DRIVER"						
DIVER/SLURRY (EFFLUENT) PILE DRIVER LOCAL 56 (ZONE 2)	08/01/2017	\$92.97	\$9.90	\$21.15	\$0.00	\$124.02
	08/01/2018	\$97.80	\$9.90	\$21.15	\$0.00	\$128.85
	08/01/2019	\$102.78	\$9.90	\$21.15	\$0.00	\$133.83
For apprentice rates see "Apprentice- PILE DRIVER"						
ELECTRICIAN ELECTRICIANS LOCAL 96	12/01/2017	\$42.32	\$9.57	\$14.60	\$0.00	\$66.49
	06/01/2018	\$43.27	\$9.82	\$14.98	\$0.00	\$68.07
	12/01/2018	\$43.52	\$10.07	\$15.02	\$0.00	\$68.61
	06/01/2019	\$45.52	\$10.07	\$15.30	\$0.00	\$70.89

**Apprentice - ELECTRICIAN - Local 96**

**Effective Date - 12/01/2017**

Step	percent	Apprentice Base Wage	Health	Pension	Supplemental Unemployment	Total Rate
1	40	\$16.93	\$9.57	\$0.51	\$0.00	\$27.01
2	43	\$18.20	\$9.57	\$0.55	\$0.00	\$28.32
3	48	\$20.31	\$9.57	\$11.51	\$0.00	\$41.39
4	55	\$23.28	\$9.57	\$11.93	\$0.00	\$44.78
5	65	\$27.51	\$9.57	\$12.53	\$0.00	\$49.61
6	80	\$33.86	\$9.57	\$13.41	\$0.00	\$56.84

**Effective Date - 06/01/2018**

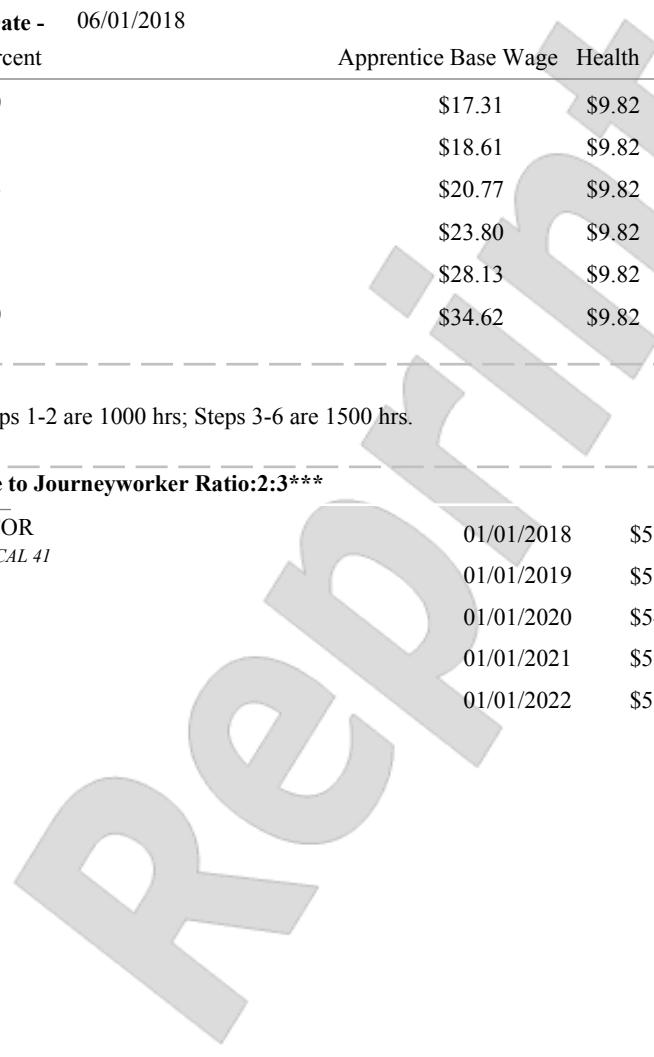
Step	percent	Apprentice Base Wage	Health	Pension	Supplemental Unemployment	Total Rate
1	40	\$17.31	\$9.82	\$0.52	\$0.00	\$27.65
2	43	\$18.61	\$9.82	\$0.56	\$0.00	\$28.99
3	48	\$20.77	\$9.82	\$11.82	\$0.00	\$42.41
4	55	\$23.80	\$9.82	\$12.25	\$0.00	\$45.87
5	65	\$28.13	\$9.82	\$12.85	\$0.00	\$50.80
6	80	\$34.62	\$9.82	\$13.77	\$0.00	\$58.21

**Notes:**

Steps 1-2 are 1000 hrs; Steps 3-6 are 1500 hrs.

**Apprentice to Journeyworker Ratio:2:3\*\*\***

ELEVATOR CONSTRUCTOR	01/01/2018	\$51.46	\$15.43	\$16.61	\$0.00	\$83.50
ELEVATOR CONSTRUCTORS LOCAL 41	01/01/2019	\$53.11	\$15.58	\$17.51	\$0.00	\$86.20
	01/01/2020	\$54.85	\$15.73	\$18.41	\$0.00	\$88.99
	01/01/2021	\$56.69	\$15.88	\$19.31	\$0.00	\$91.88
	01/01/2022	\$58.62	\$16.03	\$20.21	\$0.00	\$94.86



**Classification**

**Effective Date    Base Wage    Health    Pension    Supplemental Unemployment    Total Rate**

**Apprentice - ELEVATOR CONSTRUCTOR - Local 41**

**Effective Date - 01/01/2018**

Step	percent	Apprentice Base Wage	Health	Pension	Supplemental Unemployment	Total Rate
1	50	\$25.73	\$15.43	\$0.00	\$0.00	\$41.16
2	55	\$28.30	\$15.43	\$16.61	\$0.00	\$60.34
3	65	\$33.45	\$15.43	\$16.61	\$0.00	\$65.49
4	70	\$36.02	\$15.43	\$16.61	\$0.00	\$68.06
5	80	\$41.17	\$15.43	\$16.61	\$0.00	\$73.21

**Effective Date - 01/01/2019**

Step	percent	Apprentice Base Wage	Health	Pension	Supplemental Unemployment	Total Rate
1	50	\$26.56	\$15.58	\$0.00	\$0.00	\$42.14
2	55	\$29.21	\$15.58	\$17.51	\$0.00	\$62.30
3	65	\$34.52	\$15.58	\$17.51	\$0.00	\$67.61
4	70	\$37.18	\$15.58	\$17.51	\$0.00	\$70.27
5	80	\$42.49	\$15.58	\$17.51	\$0.00	\$75.58

**Notes:**  
Steps 1-2 are 6 mos.; Steps 3-5 are 1 year

**Apprentice to Journeyworker Ratio:1:1**

ELEVATOR CONSTRUCTOR HELPER <i>ELEVATOR CONSTRUCTORS LOCAL 41</i>	01/01/2018	\$36.02	\$15.43	\$16.61	\$0.00	\$68.06
	01/01/2019	\$37.18	\$15.58	\$17.51	\$0.00	\$70.27
	01/01/2020	\$38.40	\$15.73	\$18.41	\$0.00	\$72.54
	01/01/2021	\$39.68	\$15.88	\$19.31	\$0.00	\$74.87
	01/01/2022	\$41.03	\$16.03	\$20.21	\$0.00	\$77.27

For apprentice rates see "Apprentice - ELEVATOR CONSTRUCTOR"

FENCE & GUARD RAIL ERECTOR <i>LABORERS - ZONE 2</i>	12/01/2017	\$33.08	\$7.70	\$13.60	\$0.00	\$54.38
	06/01/2018	\$33.92	\$7.70	\$13.60	\$0.00	\$55.22
	12/01/2018	\$34.76	\$7.70	\$13.60	\$0.00	\$56.06
	06/01/2019	\$35.63	\$7.70	\$13.60	\$0.00	\$56.93
	12/01/2019	\$36.49	\$7.70	\$13.60	\$0.00	\$57.79
	06/01/2020	\$37.38	\$7.70	\$13.60	\$0.00	\$58.68
	12/01/2020	\$38.27	\$7.70	\$13.60	\$0.00	\$59.57
	06/01/2021	\$39.19	\$7.70	\$13.60	\$0.00	\$60.49
	12/01/2021	\$40.10	\$7.70	\$13.60	\$0.00	\$61.40

For apprentice rates see "Apprentice- LABORER"

FIELD ENG.INST.PERSON-BLDG,SITE,HVY/HWY <i>OPERATING ENGINEERS LOCAL 4</i>	11/01/2017	\$42.88	\$10.00	\$15.25	\$0.00	\$68.13
	05/01/2018	\$42.84	\$10.50	\$15.50	\$0.00	\$68.84

For apprentice rates see "Apprentice- OPERATING ENGINEERS"

FIELD ENG.PARTY CHIEF-BLDG,SITE,HVY/HWY <i>OPERATING ENGINEERS LOCAL 4</i>	11/01/2017	\$44.34	\$10.00	\$15.25	\$0.00	\$69.59
	05/01/2018	\$44.31	\$10.50	\$15.50	\$0.00	\$70.31

For apprentice rates see "Apprentice- OPERATING ENGINEERS"

FIELD ENG.ROD PERSON-BLDG,SITE,HVY/HWY <i>OPERATING ENGINEERS LOCAL 4</i>	11/01/2017	\$22.83	\$10.00	\$15.25	\$0.00	\$48.08
	05/01/2018	\$22.51	\$10.50	\$15.50	\$0.00	\$48.51

For apprentice rates see "Apprentice- OPERATING ENGINEERS"

Classification	Effective Date	Base Wage	Health	Pension	Supplemental Unemployment	Total Rate
FIRE ALARM INSTALLER <i>ELECTRICIANS LOCAL 96</i>	12/01/2017	\$42.32	\$9.57	\$14.60	\$0.00	\$66.49
	06/01/2018	\$43.27	\$9.82	\$14.98	\$0.00	\$68.07
	12/01/2018	\$43.52	\$10.07	\$15.02	\$0.00	\$68.61
	06/01/2019	\$45.52	\$10.07	\$15.30	\$0.00	\$70.89
For apprentice rates see "Apprentice- ELECTRICIAN"						
FIRE ALARM REPAIR / MAINT/COMMISSIONING <i>ELECTRICIANS LOCAL 96</i>	12/01/2017	\$42.32	\$9.57	\$14.60	\$0.00	\$66.49
	06/01/2018	\$43.27	\$9.82	\$14.98	\$0.00	\$68.07
	12/01/2018	\$43.52	\$10.07	\$15.02	\$0.00	\$68.61
	06/01/2019	\$45.52	\$10.07	\$15.30	\$0.00	\$70.89
For apprentice rates see "Apprentice- ELECTRICIAN"						
FIREMAN (ASST. ENGINEER) <i>OPERATING ENGINEERS LOCAL 4</i>	12/01/2017	\$38.57	\$10.50	\$15.50	\$0.00	\$64.57
For apprentice rates see "Apprentice- OPERATING ENGINEERS"						
FLAGGER & SIGNALER <i>LABORERS - ZONE 2</i>	12/01/2017	\$21.50	\$7.70	\$13.60	\$0.00	\$42.80
	06/01/2018	\$21.50	\$7.70	\$13.60	\$0.00	\$42.80
	12/01/2018	\$22.50	\$7.70	\$13.60	\$0.00	\$43.80
	06/01/2019	\$22.50	\$7.70	\$13.60	\$0.00	\$43.80
	12/01/2019	\$23.50	\$7.70	\$13.60	\$0.00	\$44.80
	06/01/2020	\$23.50	\$7.70	\$13.60	\$0.00	\$44.80
	12/01/2020	\$24.50	\$7.70	\$13.60	\$0.00	\$45.80
	06/01/2021	\$24.50	\$7.70	\$13.60	\$0.00	\$45.80
	12/01/2021	\$24.50	\$7.70	\$13.60	\$0.00	\$45.80
For apprentice rates see "Apprentice- LABORER"						
FLOORCOVERER <i>FLOORCOVERERS LOCAL 2168 ZONE II</i>	03/01/2016	\$39.82	\$9.80	\$17.62	\$0.00	\$67.24

**Apprentice - FLOORCOVERER - Local 2168 Zone II**

**Effective Date - 03/01/2016**

Step	percent	Apprentice Base Wage	Health	Pension	Supplemental Unemployment	Total Rate
1	50	\$19.91	\$9.80	\$1.79	\$0.00	\$31.50
2	55	\$21.90	\$9.80	\$1.79	\$0.00	\$33.49
3	60	\$23.89	\$9.80	\$12.25	\$0.00	\$45.94
4	65	\$25.88	\$9.80	\$12.25	\$0.00	\$47.93
5	70	\$27.87	\$9.80	\$14.04	\$0.00	\$51.71
6	75	\$29.87	\$9.80	\$14.04	\$0.00	\$53.71
7	80	\$31.86	\$9.80	\$15.83	\$0.00	\$57.49
8	85	\$33.85	\$9.80	\$15.83	\$0.00	\$59.48

**Notes:** Steps are 750 hrs.

% After 09/1/17; 45/45/55/55/70/70/80/80 (1500hr Steps)

Step 1&2 \$29.51/ 3&4 \$35.22/ 5&6 \$51.71/ 7&8 \$57.49

**Apprentice to Journeyworker Ratio:1:1**

FORK LIFT/CHERRY PICKER <i>OPERATING ENGINEERS LOCAL 4</i>	12/01/2017	\$46.63	\$10.50	\$15.50	\$0.00	\$72.63
For apprentice rates see "Apprentice- OPERATING ENGINEERS"						
GENERATOR/LIGHTING PLANT/HEATERS <i>OPERATING ENGINEERS LOCAL 4</i>	12/01/2017	\$31.80	\$10.50	\$15.50	\$0.00	\$57.80

Classification	Effective Date	Base Wage	Health	Pension	Supplemental Unemployment	Total Rate
For apprentice rates see "Apprentice- OPERATING ENGINEERS"						
GLAZIER (GLASS PLANK/AIR BARRIER/INTERIOR SYSTEMS) GLAZIERS LOCAL 35 (ZONE 2)	01/01/2018	\$39.16	\$8.10	\$19.55	\$0.00	\$66.81
	07/01/2018	\$40.26	\$8.10	\$19.55	\$0.00	\$67.91
	01/01/2019	\$41.36	\$8.10	\$19.55	\$0.00	\$69.01
	07/01/2019	\$42.46	\$8.10	\$19.55	\$0.00	\$70.11
	01/01/2020	\$43.56	\$8.10	\$19.55	\$0.00	\$71.21
	07/01/2020	\$44.66	\$8.10	\$19.55	\$0.00	\$72.31
	01/01/2021	\$45.76	\$8.10	\$19.55	\$0.00	\$73.41

**Apprentice - GLAZIER - Local 35 Zone 2**

**Effective Date - 01/01/2018**

Step	percent	Apprentice Base Wage	Health	Pension	Supplemental Unemployment	Total Rate
1	50	\$19.58	\$8.10	\$0.00	\$0.00	\$27.68
2	55	\$21.54	\$8.10	\$5.06	\$0.00	\$34.70
3	60	\$23.50	\$8.10	\$5.52	\$0.00	\$37.12
4	65	\$25.45	\$8.10	\$5.98	\$0.00	\$39.53
5	70	\$27.41	\$8.10	\$16.79	\$0.00	\$52.30
6	75	\$29.37	\$8.10	\$17.25	\$0.00	\$54.72
7	80	\$31.33	\$8.10	\$17.71	\$0.00	\$57.14
8	90	\$35.24	\$8.10	\$18.63	\$0.00	\$61.97

**Effective Date - 07/01/2018**

Step	percent	Apprentice Base Wage	Health	Pension	Supplemental Unemployment	Total Rate
1	50	\$20.13	\$8.10	\$0.00	\$0.00	\$28.23
2	55	\$22.14	\$8.10	\$5.06	\$0.00	\$35.30
3	60	\$24.16	\$8.10	\$5.52	\$0.00	\$37.78
4	65	\$26.17	\$8.10	\$5.98	\$0.00	\$40.25
5	70	\$28.18	\$8.10	\$16.79	\$0.00	\$53.07
6	75	\$30.20	\$8.10	\$17.25	\$0.00	\$55.55
7	80	\$32.21	\$8.10	\$17.71	\$0.00	\$58.02
8	90	\$36.23	\$8.10	\$18.63	\$0.00	\$62.96

**Notes:**  
Steps are 750 hrs.

**Apprentice to Journeyworker Ratio:1:1**

HOISTING ENGINEER/CRANES/GRADALLS OPERATING ENGINEERS LOCAL 4	12/01/2017	\$46.63	\$10.50	\$15.50	\$0.00	\$72.63
--	------------	---------	---------	---------	--------	---------

**Classification**

**Effective Date   Base Wage   Health   Pension   Supplemental Unemployment   Total Rate**

**Apprentice - OPERATING ENGINEERS - Local 4**

**Effective Date - 12/01/2017**

Step	percent	Apprentice Base Wage	Health	Pension	Supplemental Unemployment	Total Rate
1	55	\$25.65	\$10.50	\$0.00	\$0.00	\$36.15
2	60	\$27.98	\$10.50	\$15.50	\$0.00	\$53.98
3	65	\$30.31	\$10.50	\$15.50	\$0.00	\$56.31
4	70	\$32.64	\$10.50	\$15.50	\$0.00	\$58.64
5	75	\$34.97	\$10.50	\$15.50	\$0.00	\$60.97
6	80	\$37.30	\$10.50	\$15.50	\$0.00	\$63.30
7	85	\$39.64	\$10.50	\$15.50	\$0.00	\$65.64
8	90	\$41.97	\$10.50	\$15.50	\$0.00	\$67.97

**Notes:**

**Apprentice to Journeyworker Ratio:1:6**

HVAC (DUCTWORK) SHEETMETAL WORKERS LOCAL 63	01/01/2018	\$32.99	\$10.64	\$16.22	\$1.77	\$61.62
	07/01/2018	\$33.74	\$10.64	\$16.22	\$1.77	\$62.37
	01/01/2019	\$34.74	\$10.64	\$16.22	\$1.77	\$63.37
	07/01/2019	\$35.74	\$10.64	\$16.22	\$1.77	\$64.37
	01/01/2020	\$36.99	\$10.64	\$16.22	\$1.77	\$65.62
For apprentice rates see "Apprentice- SHEET METAL WORKER"						
HVAC (ELECTRICAL CONTROLS) ELECTRICIANS LOCAL 96	12/01/2017	\$42.32	\$9.57	\$14.60	\$0.00	\$66.49
	06/01/2018	\$43.27	\$9.82	\$14.98	\$0.00	\$68.07
	12/01/2018	\$43.52	\$10.07	\$15.02	\$0.00	\$68.61
	06/01/2019	\$45.52	\$10.07	\$15.30	\$0.00	\$70.89
For apprentice rates see "Apprentice- ELECTRICIAN"						
HVAC (TESTING AND BALANCING - AIR) SHEETMETAL WORKERS LOCAL 63	01/01/2018	\$32.99	\$10.64	\$16.22	\$1.77	\$61.62
	07/01/2018	\$33.74	\$10.64	\$16.22	\$1.77	\$62.37
	01/01/2019	\$34.74	\$10.64	\$16.22	\$1.77	\$63.37
	07/01/2019	\$35.74	\$10.64	\$16.22	\$1.77	\$64.37
	01/01/2020	\$36.99	\$10.64	\$16.22	\$1.77	\$65.62
For apprentice rates see "Apprentice- SHEET METAL WORKER"						
HVAC (TESTING AND BALANCING - WATER) PLUMBERS LOCAL 4	03/01/2018	\$43.96	\$9.35	\$14.91	\$0.00	\$68.22
For apprentice rates see "Apprentice- PIPEFITTER" or "PLUMBER/PIPEFITTER"						
HVAC MECHANIC PLUMBERS LOCAL 4	03/01/2018	\$43.96	\$9.35	\$14.91	\$0.00	\$68.22
For apprentice rates see "Apprentice- PIPEFITTER" or "PLUMBER/PIPEFITTER"						

Classification	Effective Date	Base Wage	Health	Pension	Supplemental Unemployment	Total Rate
HYDRAULIC DRILLS LABORERS - ZONE 2	12/01/2017	\$33.58	\$7.70	\$13.60	\$0.00	\$54.88
	06/01/2018	\$34.42	\$7.70	\$13.60	\$0.00	\$55.72
	12/01/2018	\$35.26	\$7.70	\$13.60	\$0.00	\$56.56
	06/01/2019	\$36.13	\$7.70	\$13.60	\$0.00	\$57.43
	12/01/2019	\$36.99	\$7.70	\$13.60	\$0.00	\$58.29
	06/01/2020	\$37.88	\$7.70	\$13.60	\$0.00	\$59.18
	12/01/2020	\$38.77	\$7.70	\$13.60	\$0.00	\$60.07
	06/01/2021	\$39.69	\$7.70	\$13.60	\$0.00	\$60.99
	12/01/2021	\$40.60	\$7.70	\$13.60	\$0.00	\$61.90

For apprentice rates see "Apprentice- LABORER"

INSULATOR (PIPES & TANKS) HEAT & FROST INSULATORS LOCAL 6 (WORCESTER)	09/01/2017	\$42.38	\$11.75	\$14.20	\$0.00	\$68.33
	09/01/2018	\$44.40	\$11.75	\$14.20	\$0.00	\$70.35
	09/01/2019	\$46.65	\$11.75	\$14.20	\$0.00	\$72.60

**Apprentice - ASBESTOS INSULATOR (Pipes & Tanks) - Local 6 Worcester**

**Effective Date - 09/01/2017**

Step	percent	Apprentice Base Wage	Health	Pension	Supplemental Unemployment	Total Rate
1	50	\$21.19	\$11.75	\$10.45	\$0.00	\$43.39
2	60	\$25.43	\$11.75	\$11.20	\$0.00	\$48.38
3	70	\$29.67	\$11.75	\$11.95	\$0.00	\$53.37
4	80	\$33.90	\$11.75	\$12.70	\$0.00	\$58.35

**Effective Date - 09/01/2018**

Step	percent	Apprentice Base Wage	Health	Pension	Supplemental Unemployment	Total Rate
1	50	\$22.20	\$11.75	\$10.45	\$0.00	\$44.40
2	60	\$26.64	\$11.75	\$11.20	\$0.00	\$49.59
3	70	\$31.08	\$11.75	\$11.95	\$0.00	\$54.78
4	80	\$35.52	\$11.75	\$12.70	\$0.00	\$59.97

**Notes:**

Steps are 1 year

**Apprentice to Journeyworker Ratio:1:4**

IRONWORKER/WELDER IRONWORKERS LOCAL 7 (WORCESTER AREA)	03/16/2017	\$44.35	\$7.80	\$20.85	\$0.00	\$73.00
---	------------	---------	--------	---------	--------	---------



**Classification**

**Effective Date   Base Wage   Health   Pension   Supplemental Unemployment   Total Rate**

**Apprentice - IRONWORKER - Local 7 Worcester**

**Effective Date - 03/16/2017**

Step	percent	Apprentice Base Wage	Health	Pension	Supplemental Unemployment	Total Rate
1	60	\$26.61	\$7.80	\$20.85	\$0.00	\$55.26
2	70	\$31.05	\$7.80	\$20.85	\$0.00	\$59.70
3	75	\$33.26	\$7.80	\$20.85	\$0.00	\$61.91
4	80	\$35.48	\$7.80	\$20.85	\$0.00	\$64.13
5	85	\$37.70	\$7.80	\$20.85	\$0.00	\$66.35
6	90	\$39.92	\$7.80	\$20.85	\$0.00	\$68.57

**Notes:**

Structural 1:6; Ornamental 1:4

**Apprentice to Journeyworker Ratio:**

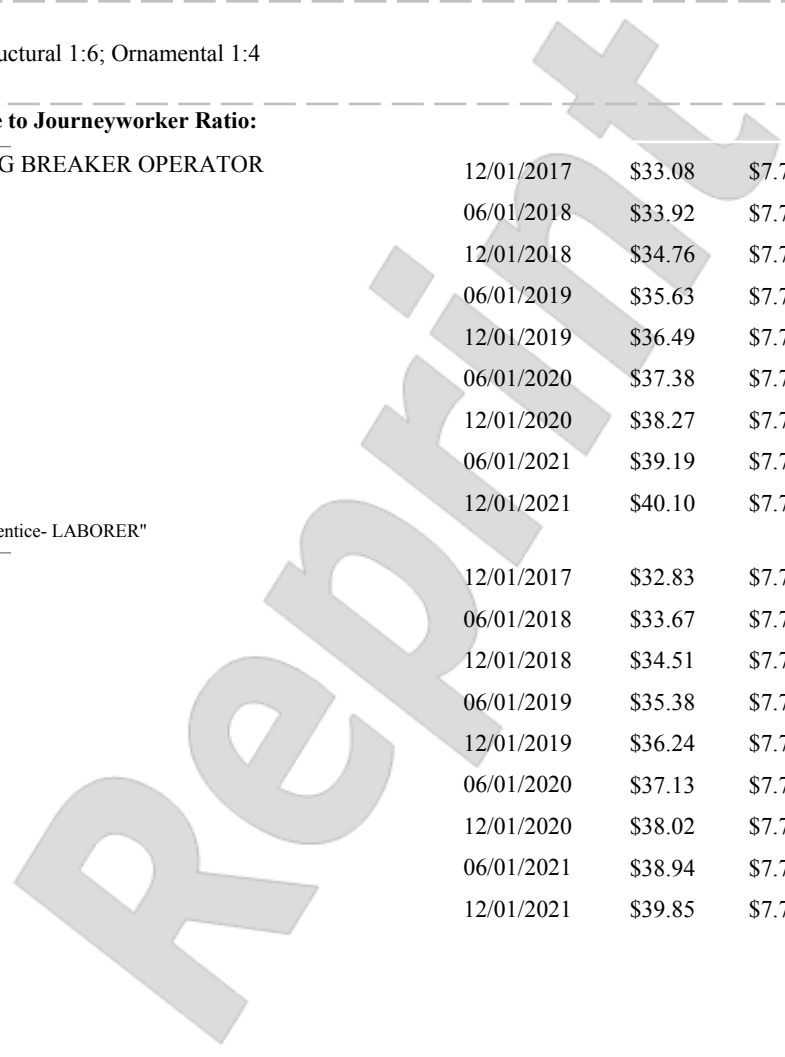
**JACKHAMMER & PAVING BREAKER OPERATOR**  
LABORERS - ZONE 2

12/01/2017	\$33.08	\$7.70	\$13.60	\$0.00	\$54.38
06/01/2018	\$33.92	\$7.70	\$13.60	\$0.00	\$55.22
12/01/2018	\$34.76	\$7.70	\$13.60	\$0.00	\$56.06
06/01/2019	\$35.63	\$7.70	\$13.60	\$0.00	\$56.93
12/01/2019	\$36.49	\$7.70	\$13.60	\$0.00	\$57.79
06/01/2020	\$37.38	\$7.70	\$13.60	\$0.00	\$58.68
12/01/2020	\$38.27	\$7.70	\$13.60	\$0.00	\$59.57
06/01/2021	\$39.19	\$7.70	\$13.60	\$0.00	\$60.49
12/01/2021	\$40.10	\$7.70	\$13.60	\$0.00	\$61.40

For apprentice rates see "Apprentice- LABORER"

**LABORER**  
LABORERS - ZONE 2

12/01/2017	\$32.83	\$7.70	\$13.60	\$0.00	\$54.13
06/01/2018	\$33.67	\$7.70	\$13.60	\$0.00	\$54.97
12/01/2018	\$34.51	\$7.70	\$13.60	\$0.00	\$55.81
06/01/2019	\$35.38	\$7.70	\$13.60	\$0.00	\$56.68
12/01/2019	\$36.24	\$7.70	\$13.60	\$0.00	\$57.54
06/01/2020	\$37.13	\$7.70	\$13.60	\$0.00	\$58.43
12/01/2020	\$38.02	\$7.70	\$13.60	\$0.00	\$59.32
06/01/2021	\$38.94	\$7.70	\$13.60	\$0.00	\$60.24
12/01/2021	\$39.85	\$7.70	\$13.60	\$0.00	\$61.15



**Classification**

**Effective Date    Base Wage    Health    Pension    Supplemental Unemployment    Total Rate**

**Apprentice - LABORER - Zone 2**

**Effective Date - 12/01/2017**

Step	percent	Apprentice Base Wage	Health	Pension	Supplemental Unemployment	Total Rate
1	60	\$19.70	\$7.70	\$13.60	\$0.00	\$41.00
2	70	\$22.98	\$7.70	\$13.60	\$0.00	\$44.28
3	80	\$26.26	\$7.70	\$13.60	\$0.00	\$47.56
4	90	\$29.55	\$7.70	\$13.60	\$0.00	\$50.85

**Effective Date - 06/01/2018**

Step	percent	Apprentice Base Wage	Health	Pension	Supplemental Unemployment	Total Rate
1	60	\$20.20	\$7.70	\$13.60	\$0.00	\$41.50
2	70	\$23.57	\$7.70	\$13.60	\$0.00	\$44.87
3	80	\$26.94	\$7.70	\$13.60	\$0.00	\$48.24
4	90	\$30.30	\$7.70	\$13.60	\$0.00	\$51.60

**Notes:**

**Apprentice to Journeyworker Ratio:1:5**

LABORER: CARPENTER TENDER LABORERS - ZONE 2	12/01/2017	\$32.83	\$7.70	\$13.60	\$0.00	\$54.13
	06/01/2018	\$33.67	\$7.70	\$13.60	\$0.00	\$54.97
	12/01/2018	\$34.51	\$7.70	\$13.60	\$0.00	\$55.81
	06/01/2019	\$35.38	\$7.70	\$13.60	\$0.00	\$56.68
	12/01/2019	\$36.24	\$7.70	\$13.60	\$0.00	\$57.54
	06/01/2020	\$37.13	\$7.70	\$13.60	\$0.00	\$58.43
	12/01/2020	\$38.02	\$7.70	\$13.60	\$0.00	\$59.32
	06/01/2021	\$38.94	\$7.70	\$13.60	\$0.00	\$60.24
	12/01/2021	\$39.85	\$7.70	\$13.60	\$0.00	\$61.15

For apprentice rates see "Apprentice- LABORER"

LABORER: CEMENT FINISHER TENDER LABORERS - ZONE 2	12/01/2017	\$32.83	\$7.70	\$13.60	\$0.00	\$54.13
	06/01/2018	\$33.67	\$7.70	\$13.60	\$0.00	\$54.97
	12/01/2018	\$34.51	\$7.70	\$13.60	\$0.00	\$55.81
	06/01/2019	\$35.38	\$7.70	\$13.60	\$0.00	\$56.68
	12/01/2019	\$36.24	\$7.70	\$13.60	\$0.00	\$57.54
	06/01/2020	\$37.13	\$7.70	\$13.60	\$0.00	\$58.43
	12/01/2020	\$38.02	\$7.70	\$13.60	\$0.00	\$59.32
	06/01/2021	\$38.94	\$7.70	\$13.60	\$0.00	\$60.24
	12/01/2021	\$39.85	\$7.70	\$13.60	\$0.00	\$61.15

For apprentice rates see "Apprentice- LABORER"

LABORER: HAZARDOUS WASTE/ASBESTOS REMOVER LABORERS - ZONE 2	12/01/2017	\$33.03	\$7.70	\$13.55	\$0.00	\$54.28
	06/01/2018	\$33.87	\$7.70	\$13.55	\$0.00	\$55.12
	12/01/2018	\$34.71	\$7.70	\$13.55	\$0.00	\$55.96
	06/01/2019	\$35.58	\$7.70	\$13.55	\$0.00	\$56.83
	12/01/2019	\$36.44	\$7.70	\$13.55	\$0.00	\$57.69

For apprentice rates see "Apprentice- LABORER"

Classification	Effective Date	Base Wage	Health	Pension	Supplemental Unemployment	Total Rate
LABORER: MASON TENDER <i>LABORERS - ZONE 2</i>	12/01/2017	\$33.08	\$7.70	\$13.60	\$0.00	\$54.38
	06/01/2018	\$33.92	\$7.70	\$13.60	\$0.00	\$55.22
	12/01/2018	\$34.76	\$7.70	\$13.60	\$0.00	\$56.06
	06/01/2019	\$35.63	\$7.70	\$13.60	\$0.00	\$56.93
	12/01/2019	\$36.49	\$7.70	\$13.60	\$0.00	\$57.79
	06/01/2020	\$37.38	\$7.70	\$13.60	\$0.00	\$58.68
	12/01/2020	\$38.27	\$7.70	\$13.60	\$0.00	\$59.57
	06/01/2021	\$39.19	\$7.70	\$13.60	\$0.00	\$60.49
	12/01/2021	\$40.10	\$7.70	\$13.60	\$0.00	\$61.40
For apprentice rates see "Apprentice- LABORER"						
LABORER: MULTI-TRADE TENDER <i>LABORERS - ZONE 2</i>	12/01/2017	\$32.83	\$7.70	\$13.60	\$0.00	\$54.13
	06/01/2018	\$33.67	\$7.70	\$13.60	\$0.00	\$54.97
	12/01/2018	\$34.51	\$7.70	\$13.60	\$0.00	\$55.81
	06/01/2019	\$35.38	\$7.70	\$13.60	\$0.00	\$56.68
	12/01/2019	\$36.24	\$7.70	\$13.60	\$0.00	\$57.54
	06/01/2020	\$37.13	\$7.70	\$13.60	\$0.00	\$58.43
	12/01/2020	\$38.02	\$7.70	\$13.60	\$0.00	\$59.32
	06/01/2021	\$38.94	\$7.70	\$13.60	\$0.00	\$60.24
	12/01/2021	\$39.85	\$7.70	\$13.60	\$0.00	\$61.15
For apprentice rates see "Apprentice- LABORER"						
LABORER: TREE REMOVER <i>LABORERS - ZONE 2</i>	12/01/2017	\$32.83	\$7.70	\$13.60	\$0.00	\$54.13
	06/01/2018	\$33.67	\$7.70	\$13.60	\$0.00	\$54.97
	12/01/2018	\$34.51	\$7.70	\$13.60	\$0.00	\$55.81
	06/01/2019	\$35.38	\$7.70	\$13.60	\$0.00	\$56.68
	12/01/2019	\$36.24	\$7.70	\$13.60	\$0.00	\$57.54
	06/01/2020	\$37.13	\$7.70	\$13.60	\$0.00	\$58.43
	12/01/2020	\$38.02	\$7.70	\$13.60	\$0.00	\$59.32
	06/01/2021	\$38.94	\$7.70	\$13.60	\$0.00	\$60.24
	12/01/2021	\$39.85	\$7.70	\$13.60	\$0.00	\$61.15
This classification applies to all tree work associated with the removal of standing trees, and trimming and removal of branches and limbs when the work is not done for a utility company for the purpose of operation, maintenance or repair of utility company equipment. For apprentice rates see "Apprentice- LABORER"						
LASER BEAM OPERATOR <i>LABORERS - ZONE 2</i>	12/01/2017	\$33.08	\$7.70	\$13.60	\$0.00	\$54.38
	06/01/2018	\$33.92	\$7.70	\$13.60	\$0.00	\$55.22
	12/01/2018	\$34.76	\$7.70	\$13.60	\$0.00	\$56.06
	06/01/2019	\$35.63	\$7.70	\$13.60	\$0.00	\$56.93
	12/01/2019	\$36.49	\$7.70	\$13.60	\$0.00	\$57.79
	06/01/2020	\$37.38	\$7.70	\$13.60	\$0.00	\$58.68
	12/01/2020	\$38.27	\$7.70	\$13.60	\$0.00	\$59.57
	06/01/2021	\$39.19	\$7.70	\$13.60	\$0.00	\$60.49
	12/01/2021	\$40.10	\$7.70	\$13.60	\$0.00	\$61.40
For apprentice rates see "Apprentice- LABORER"						

Classification	Effective Date	Base Wage	Health	Pension	Supplemental Unemployment	Total Rate
MARBLE & TILE FINISHERS <i>BRICKLAYERS LOCAL 3 - MARBLE &amp; TILE</i>	02/01/2018	\$39.82	\$10.75	\$18.34	\$0.00	\$68.91
	08/01/2018	\$40.90	\$10.75	\$18.47	\$0.00	\$70.12
	02/01/2019	\$41.41	\$10.75	\$18.47	\$0.00	\$70.63
	08/01/2019	\$42.49	\$10.75	\$18.61	\$0.00	\$71.85
	02/01/2020	\$43.00	\$10.75	\$18.61	\$0.00	\$72.36
	08/01/2020	\$44.08	\$10.75	\$18.76	\$0.00	\$73.59
	02/01/2021	\$44.59	\$10.75	\$18.76	\$0.00	\$74.10
	08/01/2021	\$45.71	\$10.75	\$18.92	\$0.00	\$75.38
	02/01/2022	\$46.18	\$10.75	\$18.92	\$0.00	\$75.85

**Apprentice - MARBLE & TILE FINISHER - Local 3 Marble & Tile**

**Effective Date - 02/01/2018**

Step	percent	Apprentice Base Wage	Health	Pension	Supplemental Unemployment	Total Rate
1	50	\$19.91	\$10.75	\$18.34	\$0.00	\$49.00
2	60	\$23.89	\$10.75	\$18.34	\$0.00	\$52.98
3	70	\$27.87	\$10.75	\$18.34	\$0.00	\$56.96
4	80	\$31.86	\$10.75	\$18.34	\$0.00	\$60.95
5	90	\$35.84	\$10.75	\$18.34	\$0.00	\$64.93

**Effective Date - 08/01/2018**

Step	percent	Apprentice Base Wage	Health	Pension	Supplemental Unemployment	Total Rate
1	50	\$20.45	\$10.75	\$18.47	\$0.00	\$49.67
2	60	\$24.54	\$10.75	\$18.47	\$0.00	\$53.76
3	70	\$28.63	\$10.75	\$18.47	\$0.00	\$57.85
4	80	\$32.72	\$10.75	\$18.47	\$0.00	\$61.94
5	90	\$36.81	\$10.75	\$18.47	\$0.00	\$66.03

Notes:

**Apprentice to Journeyworker Ratio:1:3**

MARBLE MASONS, TILELAYERS & TERRAZZO MECH <i>BRICKLAYERS LOCAL 3 - MARBLE &amp; TILE</i>	02/01/2018	\$52.10	\$10.75	\$20.03	\$0.00	\$82.88
	08/01/2018	\$53.45	\$10.75	\$20.16	\$0.00	\$84.36
	02/01/2019	\$54.07	\$10.75	\$20.16	\$0.00	\$84.98
	08/01/2019	\$55.42	\$10.75	\$20.30	\$0.00	\$86.47
	02/01/2020	\$56.05	\$10.75	\$20.30	\$0.00	\$87.10
	08/01/2020	\$57.40	\$10.75	\$20.45	\$0.00	\$88.60
	02/01/2021	\$58.04	\$10.75	\$20.45	\$0.00	\$89.24
	08/01/2021	\$59.44	\$10.75	\$20.61	\$0.00	\$90.80
	02/01/2022	\$60.01	\$10.75	\$20.61	\$0.00	\$91.37

**Apprentice - MARBLE-TILE-TERRAZZO MECHANIC - Local 3 Marble & Tile**

**Effective Date - 02/01/2018**

Step	percent	Apprentice Base Wage	Health	Pension	Supplemental Unemployment	Total Rate
1	50	\$26.05	\$10.75	\$20.03	\$0.00	\$56.83
2	60	\$31.26	\$10.75	\$20.03	\$0.00	\$62.04
3	70	\$36.47	\$10.75	\$20.03	\$0.00	\$67.25
4	80	\$41.68	\$10.75	\$20.03	\$0.00	\$72.46
5	90	\$46.89	\$10.75	\$20.03	\$0.00	\$77.67

**Effective Date - 08/01/2018**

Step	percent	Apprentice Base Wage	Health	Pension	Supplemental Unemployment	Total Rate
1	50	\$26.73	\$10.75	\$20.16	\$0.00	\$57.64
2	60	\$32.07	\$10.75	\$20.16	\$0.00	\$62.98
3	70	\$37.42	\$10.75	\$20.16	\$0.00	\$68.33
4	80	\$42.76	\$10.75	\$20.16	\$0.00	\$73.67
5	90	\$48.11	\$10.75	\$20.16	\$0.00	\$79.02

**Notes:**

**Apprentice to Journeyworker Ratio:1:5**

MECH. SWEEPER OPERATOR (ON CONST. SITES) OPERATING ENGINEERS LOCAL 4	12/01/2017	\$46.17	\$10.50	\$15.50	\$0.00	\$72.17
For apprentice rates see "Apprentice- OPERATING ENGINEERS"						
MECHANICS MAINTENANCE OPERATING ENGINEERS LOCAL 4	12/01/2017	\$46.17	\$10.50	\$15.50	\$0.00	\$72.17
For apprentice rates see "Apprentice- OPERATING ENGINEERS"						
MILLWRIGHT (Zone 3) MILLWRIGHTS LOCAL 1121 - Zone 3	04/01/2018	\$35.46	\$9.90	\$18.50	\$0.00	\$63.86
	10/01/2018	\$36.29	\$9.90	\$18.50	\$0.00	\$64.69
	04/01/2019	\$37.11	\$9.90	\$18.50	\$0.00	\$65.51

**Apprentice - MILLWRIGHT - Local 1121 Zone 3**

**Effective Date - 04/01/2018**

Step	percent	Apprentice Base Wage	Health	Pension	Supplemental Unemployment	Total Rate
1	55	\$19.50	\$9.90	\$5.31	\$0.00	\$34.71
2	65	\$23.05	\$9.90	\$15.13	\$0.00	\$48.08
3	75	\$26.60	\$9.90	\$16.10	\$0.00	\$52.60
4	85	\$30.14	\$9.90	\$17.06	\$0.00	\$57.10

**Notes:**

Steps are 2,000 hours

**Apprentice to Journeyworker Ratio:1:5**

<b>Classification</b>	<b>Effective Date</b>	<b>Base Wage</b>	<b>Health</b>	<b>Pension</b>	<b>Supplemental Unemployment</b>	<b>Total Rate</b>
MORTAR MIXER <i>LABORERS - ZONE 2</i>	12/01/2017	\$33.08	\$7.70	\$13.60	\$0.00	\$54.38
	06/01/2018	\$33.92	\$7.70	\$13.60	\$0.00	\$55.22
	12/01/2018	\$34.76	\$7.70	\$13.60	\$0.00	\$56.06
	06/01/2019	\$35.63	\$7.70	\$13.60	\$0.00	\$56.93
	12/01/2019	\$36.49	\$7.70	\$13.60	\$0.00	\$57.79
	06/01/2020	\$37.38	\$7.70	\$13.60	\$0.00	\$58.68
	12/01/2020	\$38.27	\$7.70	\$13.60	\$0.00	\$59.57
	06/01/2021	\$39.19	\$7.70	\$13.60	\$0.00	\$60.49
	12/01/2021	\$40.10	\$7.70	\$13.60	\$0.00	\$61.40
For apprentice rates see "Apprentice- LABORER"						
OILER (OTHER THAN TRUCK CRANES, GRADALLS) <i>OPERATING ENGINEERS LOCAL 4</i>	12/01/2017	\$23.24	\$10.50	\$15.50	\$0.00	\$49.24
For apprentice rates see "Apprentice- OPERATING ENGINEERS"						
OILER (TRUCK CRANES, GRADALLS) <i>OPERATING ENGINEERS LOCAL 4</i>	12/01/2017	\$27.40	\$10.50	\$15.50	\$0.00	\$53.40
For apprentice rates see "Apprentice- OPERATING ENGINEERS"						
OTHER POWER DRIVEN EQUIPMENT - CLASS II <i>OPERATING ENGINEERS LOCAL 4</i>	12/01/2017	\$46.17	\$10.50	\$15.50	\$0.00	\$72.17
For apprentice rates see "Apprentice- OPERATING ENGINEERS"						
PAINTER (BRIDGES/TANKS) <i>PAINTERS LOCAL 35 - ZONE 2</i>	01/01/2018	\$49.66	\$8.10	\$19.55	\$0.00	\$77.31
	07/01/2018	\$50.76	\$8.10	\$19.55	\$0.00	\$78.41
	01/01/2019	\$51.86	\$8.10	\$19.55	\$0.00	\$79.51
	07/01/2019	\$52.96	\$8.10	\$19.55	\$0.00	\$80.61
	01/01/2020	\$54.06	\$8.10	\$19.55	\$0.00	\$81.71
	07/01/2020	\$55.16	\$8.10	\$19.55	\$0.00	\$82.81
	01/01/2021	\$56.26	\$8.10	\$19.55	\$0.00	\$83.91

Report

**Apprentice - PAINTER Local 35 - BRIDGES/TANKS**

**Effective Date - 01/01/2018**

Step	percent	Apprentice Base Wage	Health	Pension	Supplemental Unemployment	Total Rate
1	50	\$24.83	\$8.10	\$0.00	\$0.00	\$32.93
2	55	\$27.31	\$8.10	\$5.06	\$0.00	\$40.47
3	60	\$29.80	\$8.10	\$5.52	\$0.00	\$43.42
4	65	\$32.28	\$8.10	\$5.98	\$0.00	\$46.36
5	70	\$34.76	\$8.10	\$16.79	\$0.00	\$59.65
6	75	\$37.25	\$8.10	\$17.25	\$0.00	\$62.60
7	80	\$39.73	\$8.10	\$17.71	\$0.00	\$65.54
8	90	\$44.69	\$8.10	\$18.63	\$0.00	\$71.42

**Effective Date - 07/01/2018**

Step	percent	Apprentice Base Wage	Health	Pension	Supplemental Unemployment	Total Rate
1	50	\$25.38	\$8.10	\$0.00	\$0.00	\$33.48
2	55	\$27.92	\$8.10	\$5.06	\$0.00	\$41.08
3	60	\$30.46	\$8.10	\$5.52	\$0.00	\$44.08
4	65	\$32.99	\$8.10	\$5.98	\$0.00	\$47.07
5	70	\$35.53	\$8.10	\$16.79	\$0.00	\$60.42
6	75	\$38.07	\$8.10	\$17.25	\$0.00	\$63.42
7	80	\$40.61	\$8.10	\$17.71	\$0.00	\$66.42
8	90	\$45.68	\$8.10	\$18.63	\$0.00	\$72.41

**Notes:**

Steps are 750 hrs.

**Apprentice to Journeyworker Ratio:1:1**

PAINTER (SPRAY OR SANDBLAST, NEW) \*

\* If 30% or more of surfaces to be painted are new construction, NEW paint rate shall be used. PAINTERS LOCAL 35 - ZONE 2

01/01/2018	\$40.56	\$8.10	\$19.55	\$0.00	\$68.21
07/01/2018	\$41.66	\$8.10	\$19.55	\$0.00	\$69.31
01/01/2019	\$42.76	\$8.10	\$19.55	\$0.00	\$70.41
07/01/2019	\$43.86	\$8.10	\$19.55	\$0.00	\$71.51
01/01/2020	\$44.96	\$8.10	\$19.55	\$0.00	\$72.61
07/01/2020	\$46.06	\$8.10	\$19.55	\$0.00	\$73.71
01/01/2021	\$47.16	\$8.10	\$19.55	\$0.00	\$74.81

**Apprentice - PAINTER Local 35 Zone 2 - Spray/Sandblast - New**

**Effective Date - 01/01/2018**

Step	percent	Apprentice Base Wage	Health	Pension	Supplemental Unemployment	Total Rate
1	50	\$20.28	\$8.10	\$0.00	\$0.00	\$28.38
2	55	\$22.31	\$8.10	\$5.06	\$0.00	\$35.47
3	60	\$24.34	\$8.10	\$5.52	\$0.00	\$37.96
4	65	\$26.36	\$8.10	\$5.98	\$0.00	\$40.44
5	70	\$28.39	\$8.10	\$16.79	\$0.00	\$53.28
6	75	\$30.42	\$8.10	\$17.25	\$0.00	\$55.77
7	80	\$32.45	\$8.10	\$17.71	\$0.00	\$58.26
8	90	\$36.50	\$8.10	\$18.63	\$0.00	\$63.23

**Effective Date - 07/01/2018**

Step	percent	Apprentice Base Wage	Health	Pension	Supplemental Unemployment	Total Rate
1	50	\$20.83	\$8.10	\$0.00	\$0.00	\$28.93
2	55	\$22.91	\$8.10	\$5.06	\$0.00	\$36.07
3	60	\$25.00	\$8.10	\$5.52	\$0.00	\$38.62
4	65	\$27.08	\$8.10	\$5.98	\$0.00	\$41.16
5	70	\$29.16	\$8.10	\$16.79	\$0.00	\$54.05
6	75	\$31.25	\$8.10	\$17.25	\$0.00	\$56.60
7	80	\$33.33	\$8.10	\$17.71	\$0.00	\$59.14
8	90	\$37.49	\$8.10	\$18.63	\$0.00	\$64.22

**Notes:**  
Steps are 750 hrs.

**Apprentice to Journeyworker Ratio:1:1**

PAINTER (SPRAY OR SANDBLAST, REPAINT)	01/01/2018	\$38.62	\$8.10	\$19.55	\$0.00	\$66.27
PAINTERS LOCAL 35 - ZONE 2	07/01/2018	\$39.72	\$8.10	\$19.55	\$0.00	\$67.37
	01/01/2019	\$40.82	\$8.10	\$19.55	\$0.00	\$68.47
	07/01/2019	\$41.92	\$8.10	\$19.55	\$0.00	\$69.57
	01/01/2020	\$43.02	\$8.10	\$19.55	\$0.00	\$70.67
	07/01/2020	\$44.12	\$8.10	\$19.55	\$0.00	\$71.77
	01/01/2021	\$45.22	\$8.10	\$19.55	\$0.00	\$72.87



**Classification**

**Effective Date    Base Wage    Health    Pension    Supplemental Unemployment    Total Rate**

**Apprentice - PAINTER Local 35 Zone 2 - Spray/Sandblast - Repaint**

**Effective Date - 01/01/2018**

Step	percent	Apprentice Base Wage	Health	Pension	Supplemental Unemployment	Total Rate
1	50	\$19.31	\$8.10	\$0.00	\$0.00	\$27.41
2	55	\$21.24	\$8.10	\$5.06	\$0.00	\$34.40
3	60	\$23.17	\$8.10	\$5.52	\$0.00	\$36.79
4	65	\$25.10	\$8.10	\$5.98	\$0.00	\$39.18
5	70	\$27.03	\$8.10	\$16.79	\$0.00	\$51.92
6	75	\$28.97	\$8.10	\$17.25	\$0.00	\$54.32
7	80	\$30.90	\$8.10	\$17.71	\$0.00	\$56.71
8	90	\$34.76	\$8.10	\$18.63	\$0.00	\$61.49

**Effective Date - 07/01/2018**

Step	percent	Apprentice Base Wage	Health	Pension	Supplemental Unemployment	Total Rate
1	50	\$19.86	\$8.10	\$0.00	\$0.00	\$27.96
2	55	\$21.85	\$8.10	\$5.06	\$0.00	\$35.01
3	60	\$23.83	\$8.10	\$5.52	\$0.00	\$37.45
4	65	\$25.82	\$8.10	\$5.98	\$0.00	\$39.90
5	70	\$27.80	\$8.10	\$16.79	\$0.00	\$52.69
6	75	\$29.79	\$8.10	\$17.25	\$0.00	\$55.14
7	80	\$31.78	\$8.10	\$17.71	\$0.00	\$57.59
8	90	\$35.75	\$8.10	\$18.63	\$0.00	\$62.48

**Notes:**  
Steps are 750 hrs.

**Apprentice to Journeyworker Ratio:1:1**

PAINTER (TRAFFIC MARKINGS) LABORERS - ZONE 2	12/01/2017	\$32.83	\$7.70	\$13.60	\$0.00	\$54.13
	06/01/2018	\$33.67	\$7.70	\$13.60	\$0.00	\$54.97
	12/01/2018	\$34.51	\$7.70	\$13.60	\$0.00	\$55.81
	06/01/2019	\$35.38	\$7.70	\$13.60	\$0.00	\$56.68
	12/01/2019	\$36.24	\$7.70	\$13.60	\$0.00	\$57.54
	06/01/2020	\$37.13	\$7.70	\$13.60	\$0.00	\$58.43
	12/01/2020	\$38.02	\$7.70	\$13.60	\$0.00	\$59.32
	06/01/2021	\$38.94	\$7.70	\$13.60	\$0.00	\$60.24
	12/01/2021	\$39.85	\$7.70	\$13.60	\$0.00	\$61.15

For Apprentice rates see "Apprentice- LABORER"

PAINTER / TAPER (BRUSH, NEW) *	01/01/2018	\$39.16	\$8.10	\$19.55	\$0.00	\$66.81
* If 30% or more of surfaces to be painted are new construction, NEW paint rate shall be used. PAINTERS LOCAL 35 - ZONE 2	07/01/2018	\$40.26	\$8.10	\$19.55	\$0.00	\$67.91
	01/01/2019	\$41.36	\$8.10	\$19.55	\$0.00	\$69.01
	07/01/2019	\$42.46	\$8.10	\$19.55	\$0.00	\$70.11
	01/01/2020	\$43.56	\$8.10	\$19.55	\$0.00	\$71.21
	07/01/2020	\$44.66	\$8.10	\$19.55	\$0.00	\$72.31
	01/01/2021	\$45.76	\$8.10	\$19.55	\$0.00	\$73.41

**Apprentice - PAINTER - Local 35 Zone 2 - BRUSH NEW**

**Effective Date - 01/01/2018**

Step	percent	Apprentice Base Wage	Health	Pension	Supplemental Unemployment	Total Rate
1	50	\$19.58	\$8.10	\$0.00	\$0.00	\$27.68
2	55	\$21.54	\$8.10	\$5.06	\$0.00	\$34.70
3	60	\$23.50	\$8.10	\$5.52	\$0.00	\$37.12
4	65	\$25.45	\$8.10	\$5.98	\$0.00	\$39.53
5	70	\$27.41	\$8.10	\$16.79	\$0.00	\$52.30
6	75	\$29.37	\$8.10	\$17.25	\$0.00	\$54.72
7	80	\$31.33	\$8.10	\$17.71	\$0.00	\$57.14
8	90	\$35.24	\$8.10	\$18.63	\$0.00	\$61.97

**Effective Date - 07/01/2018**

Step	percent	Apprentice Base Wage	Health	Pension	Supplemental Unemployment	Total Rate
1	50	\$20.13	\$8.10	\$0.00	\$0.00	\$28.23
2	55	\$22.14	\$8.10	\$5.06	\$0.00	\$35.30
3	60	\$24.16	\$8.10	\$5.52	\$0.00	\$37.78
4	65	\$26.17	\$8.10	\$5.98	\$0.00	\$40.25
5	70	\$28.18	\$8.10	\$16.79	\$0.00	\$53.07
6	75	\$30.20	\$8.10	\$17.25	\$0.00	\$55.55
7	80	\$32.21	\$8.10	\$17.71	\$0.00	\$58.02
8	90	\$36.23	\$8.10	\$18.63	\$0.00	\$62.96

**Notes:**  
Steps are 750 hrs.

**Apprentice to Journeyworker Ratio:1:1**

Classification	Effective Date	Base Wage	Health	Pension	Supplemental Unemployment	Total Rate
PAINTER / TAPER (BRUSH, REPAINT)	01/01/2018	\$37.22	\$8.10	\$19.55	\$0.00	\$64.87
PAINTERS LOCAL 35 - ZONE 2	07/01/2018	\$38.32	\$8.10	\$19.55	\$0.00	\$65.97
	01/01/2019	\$39.42	\$8.10	\$19.55	\$0.00	\$67.07
	07/01/2019	\$40.52	\$8.10	\$19.55	\$0.00	\$68.17
	01/01/2020	\$41.62	\$8.10	\$19.55	\$0.00	\$69.27
	07/01/2020	\$42.72	\$8.10	\$19.55	\$0.00	\$70.37
	01/01/2021	\$43.82	\$8.10	\$19.55	\$0.00	\$71.47

**Apprentice - PAINTER Local 35 Zone 2 - BRUSH REPAINT**

**Effective Date - 01/01/2018**

Step	percent	Apprentice Base Wage	Health	Pension	Supplemental Unemployment	Total Rate
1	50	\$18.61	\$8.10	\$0.00	\$0.00	\$26.71
2	55	\$20.47	\$8.10	\$5.06	\$0.00	\$33.63
3	60	\$22.33	\$8.10	\$5.52	\$0.00	\$35.95
4	65	\$24.19	\$8.10	\$5.98	\$0.00	\$38.27
5	70	\$26.05	\$8.10	\$16.79	\$0.00	\$50.94
6	75	\$27.92	\$8.10	\$17.25	\$0.00	\$53.27
7	80	\$29.78	\$8.10	\$17.71	\$0.00	\$55.59
8	90	\$33.50	\$8.10	\$18.63	\$0.00	\$60.23

**Effective Date - 07/01/2018**

Step	percent	Apprentice Base Wage	Health	Pension	Supplemental Unemployment	Total Rate
1	50	\$19.16	\$8.10	\$0.00	\$0.00	\$27.26
2	55	\$21.08	\$8.10	\$5.06	\$0.00	\$34.24
3	60	\$22.99	\$8.10	\$5.52	\$0.00	\$36.61
4	65	\$24.91	\$8.10	\$5.98	\$0.00	\$38.99
5	70	\$26.82	\$8.10	\$16.79	\$0.00	\$51.71
6	75	\$28.74	\$8.10	\$17.25	\$0.00	\$54.09
7	80	\$30.66	\$8.10	\$17.71	\$0.00	\$56.47
8	90	\$34.49	\$8.10	\$18.63	\$0.00	\$61.22

**Notes:**

Steps are 750 hrs.

**Apprentice to Journeyworker Ratio:1:1**

PANEL & PICKUP TRUCKS DRIVER TEAMSTERS JOINT COUNCIL NO. 10 ZONE B	12/01/2012	\$30.28	\$9.07	\$8.00	\$0.00	\$47.35
PIER AND DOCK CONSTRUCTOR (UNDERPINNING AND DECK) PILE DRIVER LOCAL 56 (ZONE 2)	08/01/2017	\$41.52	\$9.90	\$21.15	\$0.00	\$72.57
	08/01/2018	\$42.93	\$9.90	\$21.15	\$0.00	\$73.98
	08/01/2019	\$44.61	\$9.90	\$21.15	\$0.00	\$75.66
For apprentice rates see "Apprentice- PILE DRIVER"						
PILE DRIVER PILE DRIVER LOCAL 56 (ZONE 2)	08/01/2017	\$41.52	\$9.90	\$21.15	\$0.00	\$72.57
	08/01/2018	\$42.93	\$9.90	\$21.15	\$0.00	\$73.98
	08/01/2019	\$44.61	\$9.90	\$21.15	\$0.00	\$75.66

**Classification**

**Effective Date    Base Wage    Health    Pension    Supplemental Unemployment    Total Rate**

**Apprentice - PILE DRIVER - Local 56 Zone 2**

**Effective Date - 08/01/2017**

Step	percent	Apprentice Base Wage	Health	Pension	Supplemental Unemployment	Total Rate
1	0	\$0.00	\$0.00	\$0.00	\$0.00	\$0.00

**Notes:** Apprentice wages shall be no less than the following Steps;  
 (Same as set in Zone 1)  
 1\$53.19/2\$57.61/3\$62.04/4\$64.25/5\$66.47/6\$66.47/7\$70.89/8\$70.89

**Apprentice to Journeyworker Ratio:1:5**

PIPELAYER LABORERS - ZONE 2	12/01/2017	\$33.08	\$7.70	\$13.60	\$0.00	\$54.38
	06/01/2018	\$33.92	\$7.70	\$13.60	\$0.00	\$55.22
	12/01/2018	\$34.76	\$7.70	\$13.60	\$0.00	\$56.06
	06/01/2019	\$35.63	\$7.70	\$13.60	\$0.00	\$56.93
	12/01/2019	\$36.49	\$7.70	\$13.60	\$0.00	\$57.79
	06/01/2020	\$37.38	\$7.70	\$13.60	\$0.00	\$58.68
	12/01/2020	\$38.27	\$7.70	\$13.60	\$0.00	\$59.57
	06/01/2021	\$39.19	\$7.70	\$13.60	\$0.00	\$60.49
	12/01/2021	\$40.10	\$7.70	\$13.60	\$0.00	\$61.40

For apprentice rates see "Apprentice- LABORER"

PLUMBER & PIPEFITTER PLUMBERS LOCAL 4	03/01/2018	\$43.96	\$9.35	\$14.91	\$0.00	\$68.22
--	------------	---------	--------	---------	--------	---------

**Apprentice - PLUMBER/PIPEFITTER - Local 4**

**Effective Date - 03/01/2018**

Step	percent	Apprentice Base Wage	Health	Pension	Supplemental Unemployment	Total Rate
1	40	\$17.58	\$9.35	\$0.00	\$0.00	\$26.93
2	50	\$21.98	\$9.35	\$0.00	\$0.00	\$31.33
3	60	\$26.38	\$9.35	\$0.00	\$0.00	\$35.73
4	70	\$30.77	\$9.35	\$5.20	\$0.00	\$45.32
5	80	\$35.17	\$9.35	\$5.20	\$0.00	\$49.72

**Notes:**  
 Steps - 2000 hrs; Step 4 w/lic 75%, Step 5 w/lic 85%  
 Step 4 w/lic \$47.52, Step 5 w/lic \$51.92

**Apprentice to Journeyworker Ratio:1:3**

PNEUMATIC CONTROLS (TEMP.) PLUMBERS LOCAL 4	03/01/2018	\$43.96	\$9.35	\$14.91	\$0.00	\$68.22
--	------------	---------	--------	---------	--------	---------

For apprentice rates see "Apprentice- PIPEFITTER" or "PLUMBER/PIPEFITTER"

Classification	Effective Date	Base Wage	Health	Pension	Supplemental Unemployment	Total Rate
PNEUMATIC DRILL/TOOL OPERATOR <i>LABORERS - ZONE 2</i>	12/01/2017	\$33.08	\$7.70	\$13.60	\$0.00	\$54.38
	06/01/2018	\$33.92	\$7.70	\$13.60	\$0.00	\$55.22
	12/01/2018	\$34.76	\$7.70	\$13.60	\$0.00	\$56.06
	06/01/2019	\$35.63	\$7.70	\$13.60	\$0.00	\$56.93
	12/01/2019	\$36.49	\$7.70	\$13.60	\$0.00	\$57.79
	06/01/2020	\$37.38	\$7.70	\$13.60	\$0.00	\$58.68
	12/01/2020	\$38.27	\$7.70	\$13.60	\$0.00	\$59.57
	06/01/2021	\$39.19	\$7.70	\$13.60	\$0.00	\$60.49
	12/01/2021	\$40.10	\$7.70	\$13.60	\$0.00	\$61.40
For apprentice rates see "Apprentice- LABORER"						
POWDERMAN & BLASTER <i>LABORERS - ZONE 2</i>	12/01/2017	\$33.83	\$7.70	\$13.60	\$0.00	\$55.13
	06/01/2018	\$34.67	\$7.70	\$13.60	\$0.00	\$55.97
	12/01/2018	\$35.51	\$7.70	\$13.60	\$0.00	\$56.81
	06/01/2019	\$36.38	\$7.70	\$13.60	\$0.00	\$57.68
	12/01/2019	\$37.24	\$7.70	\$13.60	\$0.00	\$58.54
	06/01/2020	\$38.13	\$7.70	\$13.60	\$0.00	\$59.43
	12/01/2020	\$39.02	\$7.70	\$13.60	\$0.00	\$60.32
	06/01/2021	\$39.94	\$7.70	\$13.60	\$0.00	\$61.24
	12/01/2021	\$40.85	\$7.70	\$13.60	\$0.00	\$62.15
For apprentice rates see "Apprentice- LABORER"						
POWER SHOVEL/DERRICK/TRENCHING MACHINE <i>OPERATING ENGINEERS LOCAL 4</i>	12/01/2017	\$46.63	\$10.50	\$15.50	\$0.00	\$72.63
For apprentice rates see "Apprentice- OPERATING ENGINEERS"						
PUMP OPERATOR (CONCRETE) <i>OPERATING ENGINEERS LOCAL 4</i>	12/01/2017	\$46.63	\$10.50	\$15.50	\$0.00	\$72.63
For apprentice rates see "Apprentice- OPERATING ENGINEERS"						
PUMP OPERATOR (DEWATERING, OTHER) <i>OPERATING ENGINEERS LOCAL 4</i>	12/01/2017	\$31.80	\$10.50	\$15.50	\$0.00	\$57.80
For apprentice rates see "Apprentice- OPERATING ENGINEERS"						
READY-MIX CONCRETE DRIVER <i>TEAMSTERS LOCAL 170</i>	03/01/2018	\$25.04	\$10.24	\$8.46	\$0.00	\$43.74
	05/01/2018	\$25.09	\$10.24	\$8.56	\$0.00	\$43.89
	12/01/2018	\$25.12	\$10.24	\$8.56	\$0.00	\$43.92
	01/01/2019	\$25.12	\$10.41	\$8.56	\$0.00	\$44.09
	12/01/2019	\$25.15	\$10.41	\$8.56	\$0.00	\$44.12
	01/01/2020	\$25.15	\$10.46	\$8.56	\$0.00	\$44.17
RECLAIMERS <i>OPERATING ENGINEERS LOCAL 4</i>	12/01/2017	\$46.17	\$10.50	\$15.50	\$0.00	\$72.17
For apprentice rates see "Apprentice- OPERATING ENGINEERS"						
RIDE-ON MOTORIZED BUGGY OPERATOR <i>LABORERS - ZONE 2</i>	12/01/2017	\$33.08	\$7.70	\$13.60	\$0.00	\$54.38
	06/01/2018	\$33.92	\$7.70	\$13.60	\$0.00	\$55.22
	12/01/2018	\$34.76	\$7.70	\$13.60	\$0.00	\$56.06
	06/01/2019	\$35.63	\$7.70	\$13.60	\$0.00	\$56.93
	12/01/2019	\$36.49	\$7.70	\$13.60	\$0.00	\$57.79
	06/01/2020	\$37.38	\$7.70	\$13.60	\$0.00	\$58.68
	12/01/2020	\$38.27	\$7.70	\$13.60	\$0.00	\$59.57
	06/01/2021	\$39.19	\$7.70	\$13.60	\$0.00	\$60.49
	12/01/2021	\$40.10	\$7.70	\$13.60	\$0.00	\$61.40
For apprentice rates see "Apprentice- LABORER"						

Classification	Effective Date	Base Wage	Health	Pension	Supplemental Unemployment	Total Rate
ROLLER/SPREADER/MULCHING MACHINE OPERATING ENGINEERS LOCAL 4	12/01/2017	\$46.17	\$10.50	\$15.50	\$0.00	\$72.17
For apprentice rates see "Apprentice- OPERATING ENGINEERS"						
ROOFER (Inc.Roofers Waterproofing &Roofers Damproofg) ROOFERS LOCAL 33	02/01/2018	\$42.36	\$11.35	\$14.80	\$0.00	\$68.51
	08/01/2018	\$43.46	\$11.35	\$14.80	\$0.00	\$69.61
	02/01/2019	\$44.61	\$11.35	\$14.80	\$0.00	\$70.76

**Apprentice - ROOFER - Local 33**

**Effective Date - 02/01/2018**

Step	percent	Apprentice Base Wage	Health	Pension	Supplemental Unemployment	Total Rate
1	50	\$21.18	\$11.35	\$3.44	\$0.00	\$35.97
2	60	\$25.42	\$11.35	\$14.80	\$0.00	\$51.57
3	65	\$27.53	\$11.35	\$14.80	\$0.00	\$53.68
4	75	\$31.77	\$11.35	\$14.80	\$0.00	\$57.92
5	85	\$36.01	\$11.35	\$14.80	\$0.00	\$62.16

**Effective Date - 08/01/2018**

Step	percent	Apprentice Base Wage	Health	Pension	Supplemental Unemployment	Total Rate
1	50	\$21.73	\$11.35	\$3.44	\$0.00	\$36.52
2	60	\$26.08	\$11.35	\$14.80	\$0.00	\$52.23
3	65	\$28.25	\$11.35	\$14.80	\$0.00	\$54.40
4	75	\$32.60	\$11.35	\$14.80	\$0.00	\$58.75
5	85	\$36.94	\$11.35	\$14.80	\$0.00	\$63.09

**Notes:** \*\* 1:5, 2:6-10, the 1:10; Reroofing: 1:4, then 1:1  
Step 1 is 2000 hrs.; Steps 2-5 are 1000 hrs.  
(Hot Pitch Mechanics' receive \$1.00 hr. above ROOFER)

**Apprentice to Journeyworker Ratio:\*\***

ROOFER SLATE / TILE / PRECAST CONCRETE ROOFERS LOCAL 33	02/01/2018	\$42.61	\$11.35	\$14.80	\$0.00	\$68.76
	08/01/2018	\$43.71	\$11.35	\$14.80	\$0.00	\$69.86
	02/01/2019	\$44.86	\$11.35	\$14.80	\$0.00	\$71.01

For apprentice rates see "Apprentice- ROOFER"

SHEETMETAL WORKER SHEETMETAL WORKERS LOCAL 63	01/01/2018	\$32.99	\$10.64	\$16.22	\$1.77	\$61.62
	07/01/2018	\$33.74	\$10.64	\$16.22	\$1.77	\$62.37
	01/01/2019	\$34.74	\$10.64	\$16.22	\$1.77	\$63.37
	07/01/2019	\$35.74	\$10.64	\$16.22	\$1.77	\$64.37
	01/01/2020	\$36.99	\$10.64	\$16.22	\$1.77	\$65.62

**Apprentice - SHEET METAL WORKER - Local 63**

**Effective Date - 01/01/2018**

Step	percent	Apprentice Base Wage	Health	Pension	Supplemental Unemployment	Total Rate
1	45	\$14.85	\$6.21	\$4.67	\$0.00	\$25.73
2	50	\$16.50	\$6.55	\$5.19	\$0.00	\$28.24
3	55	\$18.14	\$6.88	\$9.33	\$1.03	\$35.38
4	60	\$19.79	\$7.22	\$9.33	\$1.09	\$37.43
5	65	\$21.44	\$7.55	\$9.33	\$1.15	\$39.47
6	70	\$23.09	\$7.88	\$9.33	\$1.21	\$41.51
7	75	\$24.74	\$8.22	\$9.33	\$1.27	\$43.56
8	80	\$26.39	\$9.30	\$15.18	\$1.53	\$52.40
9	85	\$28.04	\$9.64	\$15.18	\$1.59	\$54.45
10	90	\$29.69	\$9.98	\$15.18	\$1.65	\$56.50

**Effective Date - 07/01/2018**

Step	percent	Apprentice Base Wage	Health	Pension	Supplemental Unemployment	Total Rate
1	45	\$15.18	\$6.21	\$4.67	\$0.00	\$26.06
2	50	\$16.87	\$6.55	\$5.19	\$0.00	\$28.61
3	55	\$18.56	\$6.88	\$9.33	\$1.04	\$35.81
4	60	\$20.24	\$7.22	\$9.33	\$1.10	\$37.89
5	65	\$21.93	\$7.55	\$9.33	\$1.16	\$39.97
6	70	\$23.62	\$7.88	\$9.33	\$1.22	\$42.05
7	75	\$25.31	\$8.22	\$9.33	\$1.29	\$44.15
8	80	\$26.99	\$9.30	\$15.18	\$1.54	\$53.01
9	85	\$28.68	\$9.64	\$15.18	\$1.61	\$55.11
10	90	\$30.37	\$9.98	\$15.18	\$1.67	\$57.20

Notes:

**Apprentice to Journeyworker Ratio:1:3**

SIGN ERECTOR PAINTERS LOCAL 35 - ZONE 2	06/01/2013	\$25.81	\$7.07	\$7.05	\$0.00	\$39.93
--	------------	---------	--------	--------	--------	---------

**Apprentice - SIGN ERECTOR - Local 35 Zone 2**

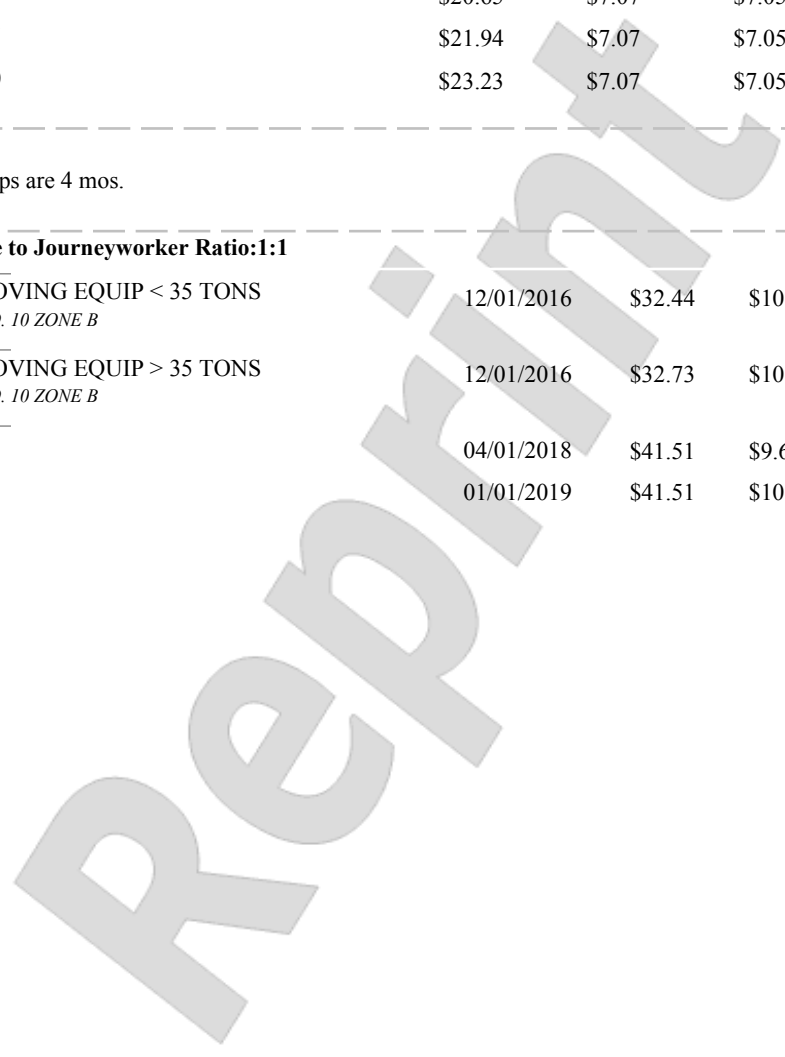
**Effective Date - 06/01/2013**

Step	percent	Apprentice Base Wage	Health	Pension	Supplemental Unemployment	Total Rate
1	50	\$12.91	\$7.07	\$0.00	\$0.00	\$19.98
2	55	\$14.20	\$7.07	\$2.45	\$0.00	\$23.72
3	60	\$15.49	\$7.07	\$2.45	\$0.00	\$25.01
4	65	\$16.78	\$7.07	\$2.45	\$0.00	\$26.30
5	70	\$18.07	\$7.07	\$7.05	\$0.00	\$32.19
6	75	\$19.36	\$7.07	\$7.05	\$0.00	\$33.48
7	80	\$20.65	\$7.07	\$7.05	\$0.00	\$34.77
8	85	\$21.94	\$7.07	\$7.05	\$0.00	\$36.06
9	90	\$23.23	\$7.07	\$7.05	\$0.00	\$37.35

**Notes:**  
Steps are 4 mos.

**Apprentice to Journeyworker Ratio:1:1**

SPECIALIZED EARTH MOVING EQUIP < 35 TONS <i>TEAMSTERS JOINT COUNCIL NO. 10 ZONE B</i>	12/01/2016	\$32.44	\$10.91	\$10.89	\$0.00	\$54.24
SPECIALIZED EARTH MOVING EQUIP > 35 TONS <i>TEAMSTERS JOINT COUNCIL NO. 10 ZONE B</i>	12/01/2016	\$32.73	\$10.91	\$10.89	\$0.00	\$54.53
SPRINKLER FITTER <i>SPRINKLER FITTERS LOCAL 669</i>	04/01/2018	\$41.51	\$9.67	\$12.88	\$0.00	\$64.06
	01/01/2019	\$41.51	\$10.02	\$13.08	\$0.00	\$64.61





**Apprentice - SPRINKLER FITTER - Local 669**

**Effective Date - 04/01/2018**

Step	percent	Apprentice Base Wage	Health	Pension	Supplemental Unemployment	Total Rate
1	45	\$18.68	\$7.75	\$0.00	\$0.00	\$26.43
2	50	\$20.76	\$7.75	\$0.00	\$0.00	\$28.51
3	55	\$22.83	\$9.67	\$7.05	\$0.00	\$39.55
4	60	\$24.91	\$9.67	\$7.05	\$0.00	\$41.63
5	65	\$26.98	\$9.67	\$7.30	\$0.00	\$43.95
6	70	\$29.06	\$9.67	\$7.30	\$0.00	\$46.03
7	75	\$31.13	\$9.67	\$7.30	\$0.00	\$48.10
8	80	\$33.21	\$9.67	\$7.30	\$0.00	\$50.18
9	85	\$35.28	\$9.67	\$7.30	\$0.00	\$52.25
10	90	\$37.36	\$9.67	\$7.30	\$0.00	\$54.33

**Effective Date - 01/01/2019**

Step	percent	Apprentice Base Wage	Health	Pension	Supplemental Unemployment	Total Rate
1	45	\$18.68	\$7.75	\$0.00	\$0.00	\$26.43
2	50	\$20.76	\$7.75	\$0.00	\$0.00	\$28.51
3	55	\$22.83	\$10.02	\$7.25	\$0.00	\$40.10
4	60	\$24.91	\$10.02	\$7.25	\$0.00	\$42.18
5	65	\$26.98	\$10.02	\$7.50	\$0.00	\$44.50
6	70	\$29.06	\$10.02	\$7.50	\$0.00	\$46.58
7	75	\$31.13	\$10.02	\$7.50	\$0.00	\$48.65
8	80	\$33.21	\$10.02	\$7.50	\$0.00	\$50.73
9	85	\$35.28	\$10.02	\$7.50	\$0.00	\$52.80
10	90	\$37.36	\$10.02	\$7.50	\$0.00	\$54.88

**Notes:**

**Apprentice to Journeyworker Ratio:1:1**

STEAM BOILER OPERATOR OPERATING ENGINEERS LOCAL 4	12/01/2017	\$46.17	\$10.50	\$15.50	\$0.00	\$72.17
--	------------	---------	---------	---------	--------	---------

For apprentice rates see "Apprentice- OPERATING ENGINEERS"

TAMPERS, SELF-PROPELLED OR TRACTOR DRAWN OPERATING ENGINEERS LOCAL 4	12/01/2017	\$46.17	\$10.50	\$15.50	\$0.00	\$72.17
---	------------	---------	---------	---------	--------	---------

For apprentice rates see "Apprentice- OPERATING ENGINEERS"

Classification	Effective Date	Base Wage	Health	Pension	Supplemental Unemployment	Total Rate
TERRAZZO FINISHERS BRICKLAYERS LOCAL 3 - MARBLE & TILE	02/01/2018	\$51.00	\$10.75	\$20.03	\$0.00	\$81.78
	08/01/2018	\$52.35	\$10.75	\$20.16	\$0.00	\$83.26
	02/01/2019	\$52.99	\$10.75	\$20.16	\$0.00	\$83.90
	08/01/2019	\$54.34	\$10.75	\$20.30	\$0.00	\$85.39
	02/01/2020	\$54.98	\$10.75	\$20.30	\$0.00	\$86.03
	08/01/2020	\$56.33	\$10.75	\$20.45	\$0.00	\$87.53
	02/01/2021	\$56.97	\$10.75	\$20.45	\$0.00	\$88.17
	08/01/2021	\$58.37	\$10.75	\$20.61	\$0.00	\$89.73
	02/01/2022	\$58.96	\$10.75	\$20.61	\$0.00	\$90.32

**Apprentice - TERRAZZO FINISHER - Local 3 Marble & Tile**

Effective Date - 02/01/2018

Step	percent	Apprentice Base Wage	Health	Pension	Supplemental Unemployment	Total Rate
1	50	\$25.50	\$10.75	\$20.03	\$0.00	\$56.28
2	60	\$30.60	\$10.75	\$20.03	\$0.00	\$61.38
3	70	\$35.70	\$10.75	\$20.03	\$0.00	\$66.48
4	80	\$40.80	\$10.75	\$20.03	\$0.00	\$71.58
5	90	\$45.90	\$10.75	\$20.03	\$0.00	\$76.68

Notes:

Apprentice to Journeyworker Ratio:1:3

TEST BORING DRILLER LABORERS - FOUNDATION AND MARINE	12/01/2017	\$38.85	\$7.70	\$14.95	\$0.00	\$61.50
	06/01/2018	\$39.80	\$7.70	\$14.95	\$0.00	\$62.45
	12/01/2018	\$40.75	\$7.70	\$14.95	\$0.00	\$63.40
	06/01/2019	\$41.75	\$7.70	\$14.95	\$0.00	\$64.40
	12/01/2019	\$42.75	\$7.70	\$14.95	\$0.00	\$65.40
	06/01/2020	\$43.74	\$7.70	\$14.95	\$0.00	\$66.39
	12/01/2020	\$44.72	\$7.70	\$14.95	\$0.00	\$67.37
	06/01/2021	\$45.74	\$7.70	\$14.95	\$0.00	\$68.39
	12/01/2021	\$46.75	\$7.70	\$14.95	\$0.00	\$69.40

For apprentice rates see "Apprentice- LABORER"

TEST BORING DRILLER HELPER LABORERS - FOUNDATION AND MARINE	12/01/2017	\$37.57	\$7.70	\$14.95	\$0.00	\$60.22
	06/01/2018	\$38.52	\$7.70	\$14.95	\$0.00	\$61.17
	12/01/2018	\$39.47	\$7.70	\$14.95	\$0.00	\$62.12
	06/01/2019	\$40.47	\$7.70	\$14.95	\$0.00	\$63.12
	12/01/2019	\$41.47	\$7.70	\$14.95	\$0.00	\$64.12
	06/01/2020	\$42.46	\$7.70	\$14.95	\$0.00	\$65.11
	12/01/2020	\$43.44	\$7.70	\$14.95	\$0.00	\$66.09
	06/01/2021	\$44.46	\$7.70	\$14.95	\$0.00	\$67.11
	12/01/2021	\$45.47	\$7.70	\$14.95	\$0.00	\$68.12

For apprentice rates see "Apprentice- LABORER"

Classification	Effective Date	Base Wage	Health	Pension	Supplemental Unemployment	Total Rate
TEST BORING LABORER <i>LABORERS - FOUNDATION AND MARINE</i>	12/01/2017	\$37.45	\$7.70	\$14.95	\$0.00	\$60.10
	06/01/2018	\$38.40	\$7.70	\$14.95	\$0.00	\$61.05
	12/01/2018	\$39.35	\$7.70	\$14.95	\$0.00	\$62.00
	06/01/2019	\$40.35	\$7.70	\$14.95	\$0.00	\$63.00
	12/01/2019	\$41.35	\$7.70	\$14.95	\$0.00	\$64.00
	06/01/2020	\$42.34	\$7.70	\$14.95	\$0.00	\$64.99
	12/01/2020	\$43.32	\$7.70	\$14.95	\$0.00	\$65.97
	06/01/2021	\$44.34	\$7.70	\$14.95	\$0.00	\$66.99
	12/01/2021	\$45.35	\$7.70	\$14.95	\$0.00	\$68.00
For apprentice rates see "Apprentice- LABORER"						
TRACTORS/PORTABLE STEAM GENERATORS <i>OPERATING ENGINEERS LOCAL 4</i>	12/01/2017	\$46.17	\$10.50	\$15.50	\$0.00	\$72.17
For apprentice rates see "Apprentice- OPERATING ENGINEERS"						
TRAILERS FOR EARTH MOVING EQUIPMENT <i>TEAMSTERS JOINT COUNCIL NO. 10 ZONE B</i>	12/01/2016	\$33.02	\$10.91	\$10.89	\$0.00	\$54.82
TUNNEL WORK - COMPRESSED AIR <i>LABORERS (COMPRESSED AIR)</i>	12/01/2017	\$49.73	\$7.70	\$15.35	\$0.00	\$72.78
	06/01/2018	\$50.68	\$7.70	\$15.35	\$0.00	\$73.73
	12/01/2018	\$51.63	\$7.70	\$15.35	\$0.00	\$74.68
	06/01/2019	\$52.63	\$7.70	\$15.35	\$0.00	\$75.68
	12/01/2019	\$53.63	\$7.70	\$15.35	\$0.00	\$76.68
	06/01/2020	\$54.62	\$7.70	\$15.35	\$0.00	\$77.67
	12/01/2020	\$55.60	\$7.70	\$15.35	\$0.00	\$78.65
	06/01/2021	\$56.62	\$7.70	\$15.35	\$0.00	\$79.67
	12/01/2021	\$57.63	\$7.70	\$15.35	\$0.00	\$80.68
For apprentice rates see "Apprentice- LABORER"						
TUNNEL WORK - COMPRESSED AIR (HAZ. WASTE) <i>LABORERS (COMPRESSED AIR)</i>	12/01/2017	\$51.73	\$7.70	\$15.35	\$0.00	\$74.78
	06/01/2018	\$52.68	\$7.70	\$15.35	\$0.00	\$75.73
	12/01/2018	\$53.63	\$7.70	\$15.35	\$0.00	\$76.68
	06/01/2019	\$54.63	\$7.70	\$15.35	\$0.00	\$77.68
	12/01/2019	\$55.63	\$7.70	\$15.35	\$0.00	\$78.68
	06/01/2020	\$56.62	\$7.70	\$15.35	\$0.00	\$79.67
	12/01/2020	\$57.60	\$7.70	\$15.35	\$0.00	\$80.65
	06/01/2021	\$58.62	\$7.70	\$15.35	\$0.00	\$81.67
	12/01/2021	\$59.63	\$7.70	\$15.35	\$0.00	\$82.68
For apprentice rates see "Apprentice- LABORER"						
TUNNEL WORK - FREE AIR <i>LABORERS (FREE AIR TUNNEL)</i>	12/01/2017	\$41.80	\$7.70	\$15.35	\$0.00	\$64.85
	06/01/2018	\$42.75	\$7.70	\$15.35	\$0.00	\$65.80
	12/01/2018	\$43.70	\$7.70	\$15.35	\$0.00	\$66.75
	06/01/2019	\$44.70	\$7.70	\$15.35	\$0.00	\$67.75
	12/01/2019	\$45.70	\$7.70	\$15.35	\$0.00	\$68.75
	06/01/2020	\$46.69	\$7.70	\$15.35	\$0.00	\$69.74
	12/01/2020	\$47.67	\$7.70	\$15.35	\$0.00	\$70.72
	06/01/2021	\$48.69	\$7.70	\$15.35	\$0.00	\$71.74
	12/01/2021	\$49.70	\$7.70	\$15.35	\$0.00	\$72.75
For apprentice rates see "Apprentice- LABORER"						

Classification	Effective Date	Base Wage	Health	Pension	Supplemental Unemployment	Total Rate
TUNNEL WORK - FREE AIR (HAZ. WASTE) LABORERS (FREE AIR TUNNEL)	12/01/2017	\$43.80	\$7.70	\$15.35	\$0.00	\$66.85
	06/01/2018	\$44.75	\$7.70	\$15.35	\$0.00	\$67.80
	12/01/2018	\$45.70	\$7.70	\$15.35	\$0.00	\$68.75
	06/01/2019	\$46.70	\$7.70	\$15.35	\$0.00	\$69.75
	12/01/2019	\$47.70	\$7.70	\$15.35	\$0.00	\$70.75
	06/01/2020	\$48.69	\$7.70	\$15.35	\$0.00	\$71.74
	12/01/2020	\$49.67	\$7.70	\$15.35	\$0.00	\$72.72
	06/01/2021	\$50.69	\$7.70	\$15.35	\$0.00	\$73.74
	12/01/2021	\$51.70	\$7.70	\$15.35	\$0.00	\$74.75

For apprentice rates see "Apprentice- LABORER"

VAC-HAUL TEAMSTERS JOINT COUNCIL NO. 10 ZONE B	12/01/2016	\$32.44	\$10.91	\$10.89	\$0.00	\$54.24
---	------------	---------	---------	---------	--------	---------

VOICE-DATA-VIDEO TECHNICIAN ELECTRICIANS LOCAL 96	12/01/2017	\$29.04	\$9.57	\$12.92	\$0.00	\$51.53
	06/01/2018	\$29.72	\$9.82	\$13.19	\$0.00	\$52.73
	12/01/2018	\$29.87	\$10.07	\$13.20	\$0.00	\$53.14
	06/01/2019	\$31.55	\$10.07	\$13.25	\$0.00	\$54.87

**Apprentice - VOICE-DATA-VIDEO TECHNICIAN - Local 96**

**Effective Date - 12/01/2017**

Step	percent	Apprentice Base Wage	Health	Pension	Supplemental Unemployment	Total Rate
1	50	\$14.52	\$9.57	\$3.82	\$0.00	\$27.91
2	55	\$15.97	\$9.57	\$3.86	\$0.00	\$29.40
3	60	\$17.42	\$9.57	\$12.57	\$0.00	\$39.56
4	65	\$18.88	\$9.57	\$12.62	\$0.00	\$41.07
5	70	\$20.33	\$9.57	\$12.66	\$0.00	\$42.56
6	75	\$21.78	\$9.57	\$12.70	\$0.00	\$44.05
7	80	\$23.23	\$9.57	\$12.75	\$0.00	\$45.55
8	85	\$24.68	\$9.57	\$12.79	\$0.00	\$47.04

**Effective Date - 06/01/2018**

Step	percent	Apprentice Base Wage	Health	Pension	Supplemental Unemployment	Total Rate
1	50	\$14.86	\$9.82	\$3.83	\$0.00	\$28.51
2	55	\$16.35	\$9.82	\$3.87	\$0.00	\$30.04
3	60	\$17.83	\$9.82	\$12.83	\$0.00	\$40.48
4	65	\$19.32	\$9.82	\$12.88	\$0.00	\$42.02
5	70	\$20.80	\$9.82	\$12.92	\$0.00	\$43.54
6	75	\$22.29	\$9.82	\$12.97	\$0.00	\$45.08
7	80	\$23.78	\$9.82	\$13.01	\$0.00	\$46.61
8	85	\$25.26	\$9.82	\$13.06	\$0.00	\$48.14

Notes:

Apprentice to Journeyworker Ratio:1:1

Classification	Effective Date	Base Wage	Health	Pension	Supplemental Unemployment	Total Rate
WAGON DRILL OPERATOR <i>LABORERS - ZONE 2</i>	12/01/2017	\$33.08	\$7.70	\$13.60	\$0.00	\$54.38
	06/01/2018	\$33.92	\$7.70	\$13.60	\$0.00	\$55.22
	12/01/2018	\$34.76	\$7.70	\$13.60	\$0.00	\$56.06
	06/01/2019	\$35.63	\$7.70	\$13.60	\$0.00	\$56.93
	12/01/2019	\$36.49	\$7.70	\$13.60	\$0.00	\$57.79
	06/01/2020	\$37.38	\$7.70	\$13.60	\$0.00	\$58.68
	12/01/2020	\$38.27	\$7.70	\$13.60	\$0.00	\$59.57
	06/01/2021	\$39.19	\$7.70	\$13.60	\$0.00	\$60.49
	12/01/2021	\$40.10	\$7.70	\$13.60	\$0.00	\$61.40
For apprentice rates see "Apprentice- LABORER"						
WASTE WATER PUMP OPERATOR <i>OPERATING ENGINEERS LOCAL 4</i>	12/01/2017	\$46.63	\$10.50	\$15.50	\$0.00	\$72.63
For apprentice rates see "Apprentice- OPERATING ENGINEERS"						
WATER METER INSTALLER <i>PLUMBERS LOCAL 4</i>	03/01/2018	\$43.96	\$9.35	\$14.91	\$0.00	\$68.22
For apprentice rates see "Apprentice- PLUMBER/PIPEFITTER" or "PLUMBER/GASFITTER"						
<b>Outside Electrical - East</b>						
CABLE TECHNICIAN (Power Zone) <i>OUTSIDE ELECTRICAL WORKERS - EAST LOCAL 104</i>	09/03/2017	\$27.14	\$7.75	\$1.81	\$0.00	\$36.70
For apprentice rates see "Apprentice- LINEMAN"						
CABLEMAN (Underground Ducts & Cables) <i>OUTSIDE ELECTRICAL WORKERS - EAST LOCAL 104</i>	09/03/2017	\$38.45	\$7.75	\$9.53	\$0.00	\$55.73
For apprentice rates see "Apprentice- LINEMAN"						
DRIVER / GROUNDMAN CDL <i>OUTSIDE ELECTRICAL WORKERS - EAST LOCAL 104</i>	09/03/2017	\$31.66	\$7.75	\$9.44	\$0.00	\$48.85
For apprentice rates see "Apprentice- LINEMAN"						
DRIVER / GROUNDMAN -Inexperienced (<2000 Hrs) <i>OUTSIDE ELECTRICAL WORKERS - EAST LOCAL 104</i>	09/03/2017	\$24.88	\$7.75	\$1.75	\$0.00	\$34.38
For apprentice rates see "Apprentice- LINEMAN"						
EQUIPMENT OPERATOR (Class A CDL) <i>OUTSIDE ELECTRICAL WORKERS - EAST LOCAL 104</i>	09/03/2017	\$38.45	\$7.75	\$13.61	\$0.00	\$59.81
For apprentice rates see "Apprentice- LINEMAN"						
EQUIPMENT OPERATOR (Class B CDL) <i>OUTSIDE ELECTRICAL WORKERS - EAST LOCAL 104</i>	09/03/2017	\$33.92	\$7.75	\$10.21	\$0.00	\$51.88
For apprentice rates see "Apprentice- LINEMAN"						
GROUNDMAN <i>OUTSIDE ELECTRICAL WORKERS - EAST LOCAL 104</i>	09/03/2017	\$24.88	\$7.75	\$1.75	\$0.00	\$34.38
For apprentice rates see "Apprentice- LINEMAN"						
GROUNDMAN -Inexperienced (<2000 Hrs.) <i>OUTSIDE ELECTRICAL WORKERS - EAST LOCAL 104</i>	09/03/2017	\$20.35	\$7.75	\$1.61	\$0.00	\$29.71
For apprentice rates see "Apprentice- LINEMAN"						
JOURNEYMAN LINEMAN <i>OUTSIDE ELECTRICAL WORKERS - EAST LOCAL 104</i>	09/03/2017	\$45.23	\$7.75	\$16.61	\$0.00	\$69.59

**Classification**

**Effective Date    Base Wage    Health    Pension    Supplemental Unemployment    Total Rate**

**Apprentice - LINEMAN (Outside Electrical) - East Local 104**

**Effective Date - 09/03/2017**

Step	percent	Apprentice Base Wage	Health	Pension	Supplemental Unemployment	Total Rate
1	60	\$27.14	\$7.75	\$3.31	\$0.00	\$38.20
2	65	\$29.40	\$7.75	\$3.38	\$0.00	\$40.53
3	70	\$31.66	\$7.75	\$3.45	\$0.00	\$42.86
4	75	\$33.92	\$7.75	\$5.02	\$0.00	\$46.69
5	80	\$36.18	\$7.75	\$5.09	\$0.00	\$49.02
6	85	\$38.45	\$7.75	\$5.15	\$0.00	\$51.35
7	90	\$40.71	\$7.75	\$7.22	\$0.00	\$55.68

**Notes:**

**Apprentice to Journeyworker Ratio:1:2**

TELEDATA CABLE SPLICER <i>OUTSIDE ELECTRICAL WORKERS - EAST LOCAL 104</i>	01/01/2016	\$28.98	\$4.25	\$3.12	\$0.00	\$36.35
TELEDATA LINEMAN/EQUIPMENT OPERATOR <i>OUTSIDE ELECTRICAL WORKERS - EAST LOCAL 104</i>	01/01/2016	\$27.31	\$4.25	\$3.07	\$0.00	\$34.63
TELEDATA WIREMAN/INSTALLER/TECHNICIAN <i>OUTSIDE ELECTRICAL WORKERS - EAST LOCAL 104</i>	01/01/2016	\$27.31	\$4.25	\$3.07	\$0.00	\$34.63
TREE TRIMMER <i>OUTSIDE ELECTRICAL WORKERS - EAST LOCAL 104</i>	01/31/2016	\$18.51	\$3.55	\$0.00	\$0.00	\$22.06
This classification applies only to tree work done: (a) for a utility company, R.E.A. cooperative, or railroad or coal mining company, and (b) for the purpose of operating, maintaining, or repairing the utility company's equipment, and (c) by a person who is using hand or mechanical cutting methods and is not on the ground. This classification does not apply to wholesale tree removal.						
TREE TRIMMER GROUNDMAN <i>OUTSIDE ELECTRICAL WORKERS - EAST LOCAL 104</i>	01/31/2016	\$16.32	\$3.55	\$0.00	\$0.00	\$19.87
This classification applies only to tree work done: (a) for a utility company, R.E.A. cooperative, or railroad or coal mining company, and (b) for the purpose of operating, maintaining, or repairing the utility company's equipment, and (c) by a person who is using hand or mechanical cutting methods and is on the ground. This classification does not apply to wholesale tree removal.						

**Additional Apprentice Information:**

Minimum wage rates for apprentices employed on public works projects are listed above as a percentage of the pre-determined hourly wage rate established by the Commissioner under the provisions of the M.G.L. c. 149, ss. 26-27D. Apprentice ratios are established by the Division of Apprenticeship Training pursuant to M.G.L. c. 23, ss. 11E-11L.

All apprentices must be registered with the Division of Apprenticeship Training in accordance with M.G.L. c. 23, ss. 11E-11L.

All steps are six months (1000 hours.)

Ratios are expressed in allowable number of apprentices to journeymen or fraction thereof, unless otherwise specified.

\*\* Multiple ratios are listed in the comment field.

\*\*\* APP to JM; 1:1, 2:2, 2:3, 3:4, 4:4, 4:5, 4:6, 5:7, 6:7, 6:8, 6:9, 7:10, 8:10, 8:11, 8:12, 9:13, 10:13, 10:14, etc.

\*\*\*\* APP to JM; 1:1, 1:2, 2:3, 2:4, 3:5, 4:6, 4:7, 5:8, 6:9, 6:10, 7:11, 8:12, 8:13, 9:14, 10:15, 10:16, etc.